

Product Datasheet

FoxP2 Antibody (CL5312)

NBP3-52480

Unit Size: 100 ug

Store at 4C short term. Aliquot and store at -20C long term. Avoid freeze-thaw cycles.

www.novusbio.com



technical@novusbio.com

Protocols, Publications, Related Products, Reviews, Research Tools and Images at:
www.novusbio.com/NBP3-52480

Updated 6/30/2026 v.20.1

Earn rewards for product reviews and publications.

Submit a publication at www.novusbio.com/publications

Submit a review at www.novusbio.com/reviews/destination/NBP3-52480



NBP3-52480

FoxP2 Antibody (CL5312)

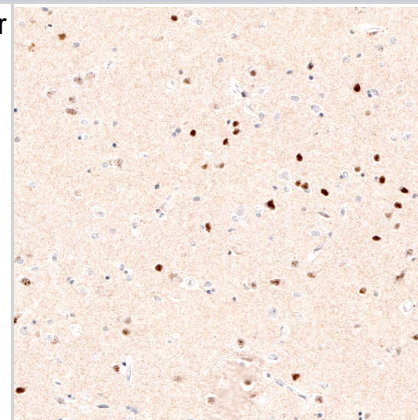
Product Information	
Unit Size	100 ug
Concentration	LYOPH mg/ml
Storage	Store at 4C short term. Aliquot and store at -20C long term. Avoid freeze-thaw cycles.
Clonality	Monoclonal
Clone	CL5312
Preservative	0.02% Sodium Azide
Reconstitution Instructions	Centrifuge the vial of lyophilized antibody at 12,000 x g for 20 seconds. Reconstitute by adding sterile, distilled water to achieve a final antibody concentration of 1mg/ml.
Isotype	IgG1
Purity	Protein A purified
Buffer	Lyophilized from a 0.2 um filtered solution in PBS with Trehalose

Product Description	
Host	Mouse
Gene ID	93986
Gene Symbol	FOXP2
Species	Human
Immunogen	This antibody was developed using a recombinant protein derived from O15409, with the exact immunogen sequence remaining proprietary.

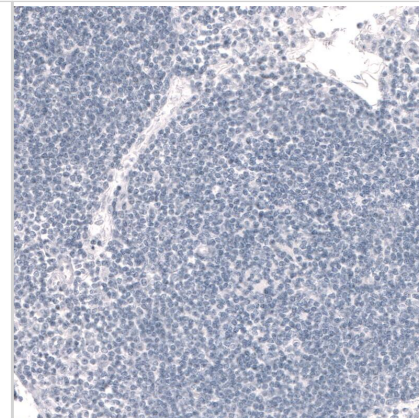
Product Application Details	
Applications	Immunohistochemistry-Paraffin, Immunocytochemistry/ Immunofluorescence, Immunohistochemistry
Recommended Dilutions	Immunohistochemistry 1:50-1:200, Immunocytochemistry/ Immunofluorescence 2-10 ug/ml, Immunohistochemistry-Paraffin 1:50-1:200
Application Notes	For IHC-Paraffin, we recommend using Heat-Induced Epitope Retrieval (HIER) with a pH level of 6. This optimized retrieval method ensures the best results for your experiments. ICC/IF Fixation Permeabilization: Use PFA/Triton X-100.

Images

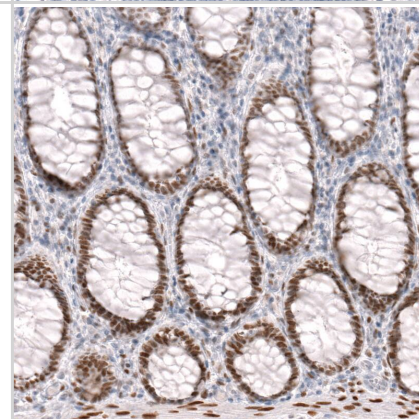
Staining of human cerebral cortex shows strong nuclear positivity in layer 6 neurons.



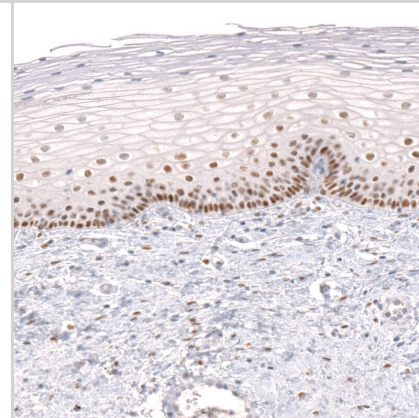
Staining of human lymph node shows no positivity in non-germinal center cells as expected.



Staining of human rectum shows moderate to strong nuclear positivity in glandular cells.



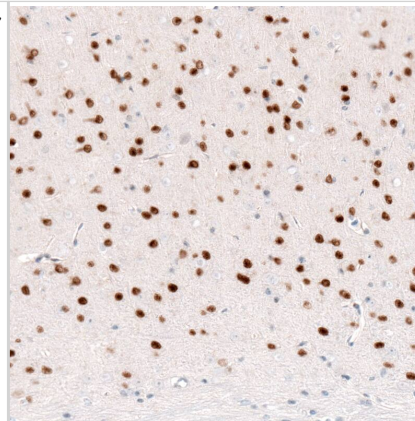
Staining of human uterine cervix shows moderate to strong nuclear positivity in squamous epithelial cells.



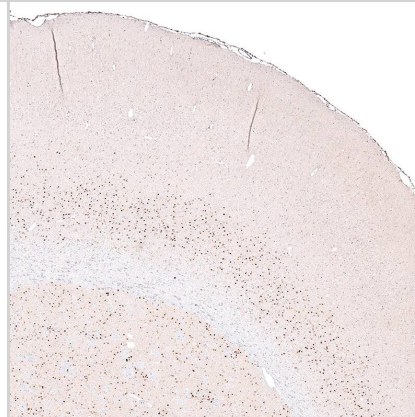
Staining of mouse brain shows strong nuclear positivity in layer 6 cortical neurons, as well as in neurons in caudate-putamen.



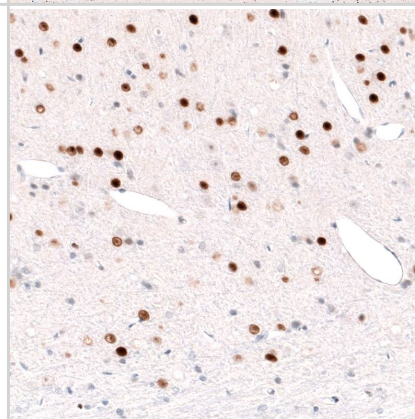
Staining of mouse cerebral cortex shows strong nuclear positivity in layer 6 neurons.



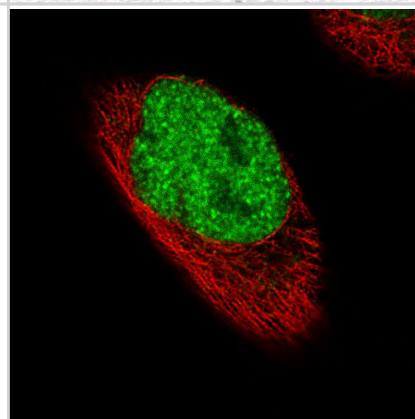
Staining of rat brain shows strong nuclear positivity in layer 6 cortical neurons, as well as in neurons in caudate-putamen.



Staining of rat cerebral cortex shows strong nuclear positivity in layer 6 neurons.



Staining of RH-30 cells showing specific staining in the nucleoplasm in green. Microtubule and nuclear probes are visualized in red and blue, respectively (where available).





Novus Biologicals USA

10730 E. Briarwood Avenue
Centennial, CO 80112
USA
Phone: 303.730.1950
Toll Free: 1.888.506.6887
Fax: 303.730.1966
nb-customerservice@bio-techne.com

Bio-Techne Canada

21 Canmotor Ave
Toronto, ON M8Z 4E6
Canada
Phone: 905.827.6400
Toll Free: 855.668.8722
Fax: 905.827.6402
canada.inquires@bio-techne.com

Bio-Techne Ltd

19 Barton Lane
Abingdon Science Park
Abingdon, OX14 3NB, United Kingdom
Phone: (44) (0) 1235 529449
Free Phone: 0800 37 34 15
Fax: (44) (0) 1235 533420
info.EMEA@bio-techne.com

General Contact Information

www.novusbio.com
Technical Support: nb-technical@bio-techne.com
Orders: nb-customerservice@bio-techne.com
General: novus@novusbio.com

Products Related to NBP3-52480

HAF007	Goat anti-Mouse IgG Secondary Antibody [HRP]
NB7539	Goat anti-Mouse IgG (H+L) Secondary Antibody [HRP]
NBP1-97005-0.5mg	Mouse IgG1 Isotype Control (MG1)
H00093986-P01-10ug	Recombinant Human FoxP2 GST (N-Term) Protein

Limitations

This product is for research use only and is not approved for use in humans or in clinical diagnosis. Primary Antibodies are guaranteed for 1 year from date of receipt.

For more information on our 100% guarantee, please visit www.novusbio.com/guarantee

Earn gift cards/discounts by submitting a review: www.novusbio.com/reviews/submit/NBP3-52480

Earn gift cards/discounts by submitting a publication using this product:
www.novusbio.com/publications

