

# Product Datasheet

## Melanocortin-4 R Antibody (HL3145) NBP3-48770

Unit Size: 100 ul

Store at 4C short term. Aliquot and store at -20C long term. Avoid freeze-thaw cycles.

[www.novusbio.com](http://www.novusbio.com)



[technical@novusbio.com](mailto:technical@novusbio.com)

Protocols, Publications, Related Products, Reviews, Research Tools and Images at:  
[www.novusbio.com/NBP3-48770](http://www.novusbio.com/NBP3-48770)

Updated 9/9/2025 v.20.1

Earn rewards for product  
reviews and publications.

Submit a publication at [www.novusbio.com/publications](http://www.novusbio.com/publications)

Submit a review at [www.novusbio.com/reviews/destination/NBP3-48770](http://www.novusbio.com/reviews/destination/NBP3-48770)

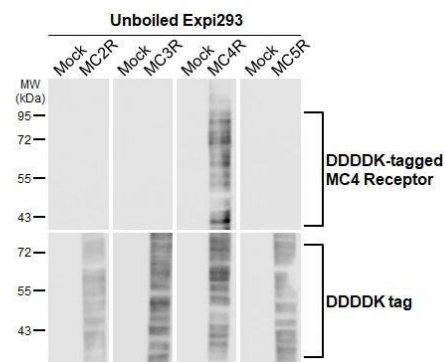


**NBP3-48770****Melanocortin-4 R Antibody (HL3145)**

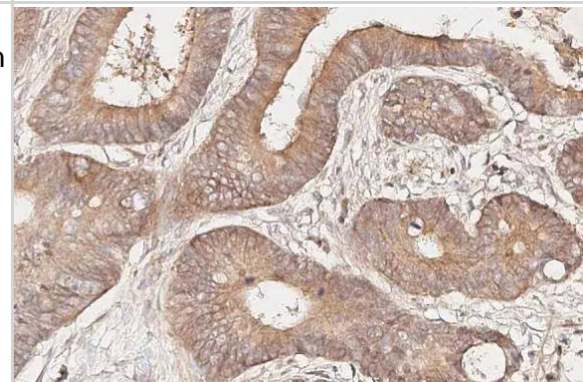
<b>Product Information</b>	
<b>Unit Size</b>	100 ul
<b>Concentration</b>	Concentrations vary lot to lot. See vial label for concentration. If unlisted please contact technical services.
<b>Storage</b>	Store at 4C short term. Aliquot and store at -20C long term. Avoid freeze-thaw cycles.
<b>Clonality</b>	Monoclonal
<b>Clone</b>	HL3145
<b>Preservative</b>	No Preservative
<b>Isotype</b>	IgG
<b>Purity</b>	Protein A purified
<b>Buffer</b>	PBS
<b>Product Description</b>	
<b>Description</b>	Novus Biologicals Rabbit Melanocortin-4 R Antibody (HL3145) (NBP3-48770) is a recombinant monoclonal antibody validated for use in IHC. All Novus Biologicals antibodies are covered by our 100% guarantee.
<b>Host</b>	Rabbit
<b>Gene ID</b>	4160
<b>Gene Symbol</b>	MC4R
<b>Species</b>	Human, Mouse
<b>Immunogen</b>	Synthetic peptide encompassing a sequence within the Extracellular domain of human Melanocortin-4 R. The exact sequence is proprietary.
<b>Product Application Details</b>	
<b>Applications</b>	Immunohistochemistry-Paraffin, Immunohistochemistry
<b>Recommended Dilutions</b>	Immunohistochemistry, Immunohistochemistry-Paraffin 1:100-1:1000

## Images

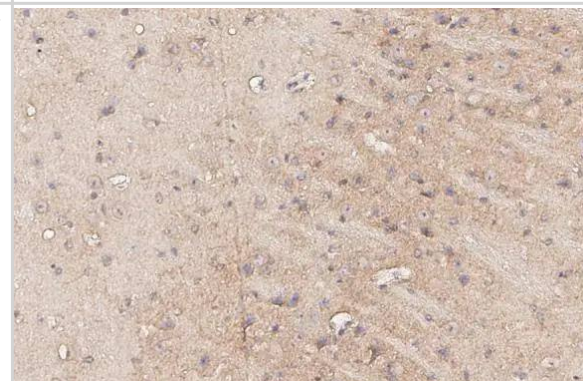
Unboiled Non-transfected (-) and transfected (+) Expi293 whole cell extracts (30 ug) were separated by 7.5% SDS-PAGE, and the membrane was blotted with Melanocortin-4 R antibody [HL3145] (NBP3-48770) diluted at 1:5000. The HRP-conjugated anti-rabbit IgG antibody was used to detect the primary antibody.



Melanocortin-4 R antibody [HL3145] detects Melanocortin-4 R protein by immunohistochemical analysis. Sample: Paraffin-embedded human colon cancer. Melanocortin-4 R stained by Melanocortin-4 R antibody [HL3145] (NBP3-48770) diluted at 1:100. Antigen Retrieval: Citrate buffer, pH 6.0, 15 min



Melanocortin-4 R antibody [HL3146] detects Melanocortin-4 R protein by immunohistochemical analysis. Sample: Paraffin-embedded mouse brain. Melanocortin-4 R stained by Melanocortin-4 R antibody [HL3146] (NBP3-48770) diluted at 1:100. Antigen Retrieval: Citrate buffer, pH 6.0, 15 min





### **Novus Biologicals USA**

10730 E. Briarwood Avenue  
Centennial, CO 80112  
USA  
Phone: 303.730.1950  
Toll Free: 1.888.506.6887  
Fax: 303.730.1966  
nb-customerservice@bio-techne.com

### **Bio-Techne Canada**

21 Canmotor Ave  
Toronto, ON M8Z 4E6  
Canada  
Phone: 905.827.6400  
Toll Free: 855.668.8722  
Fax: 905.827.6402  
canada.inquires@bio-techne.com

### **Bio-Techne Ltd**

19 Barton Lane  
Abingdon Science Park  
Abingdon, OX14 3NB, United Kingdom  
Phone: (44) (0) 1235 529449  
Free Phone: 0800 37 34 15  
Fax: (44) (0) 1235 533420  
info.EMEA@bio-techne.com

### **General Contact Information**

www.novusbio.com  
Technical Support: nb-technical@bio-techne.com  
Orders: nb-customerservice@bio-techne.com  
General: novus@novusbio.com

### **Products Related to NBP3-48770**

---

HAF008	Goat anti-Rabbit IgG Secondary Antibody [HRP]
NB7160	Goat anti-Rabbit IgG (H+L) Secondary Antibody [HRP]
NBP2-24891	Rabbit IgG Isotype Control
H00004160-Q01-10ug	Recombinant Human Melanocortin-4 R GST (N-Term) Protein

---

### **Limitations**

This product is for research use only and is not approved for use in humans or in clinical diagnosis. Primary Antibodies are guaranteed for 1 year from date of receipt.

For more information on our 100% guarantee, please visit [www.novusbio.com/guarantee](http://www.novusbio.com/guarantee)

Earn gift cards/discounts by submitting a review: [www.novusbio.com/reviews/submit/NBP3-48770](http://www.novusbio.com/reviews/submit/NBP3-48770)

Earn gift cards/discounts by submitting a publication using this product:  
[www.novusbio.com/publications](http://www.novusbio.com/publications)

