

Product Datasheet

HLA A2 Antibody (BB7.2)

NBP3-48732

Unit Size: 100 ul

Store at 4C short term. Aliquot and store at -20C long term. Avoid freeze-thaw cycles.

www.novusbio.com



technical@novusbio.com

Protocols, Publications, Related Products, Reviews, Research Tools and Images at:
www.novusbio.com/NBP3-48732

Updated 9/9/2025 v.20.1

Earn rewards for product
reviews and publications.

Submit a publication at www.novusbio.com/publications

Submit a review at www.novusbio.com/reviews/destination/NBP3-48732



NBP3-48732

HLA A2 Antibody (BB7.2)

Product Information	
Unit Size	100 ul
Concentration	Concentrations vary lot to lot. See vial label for concentration. If unlisted please contact technical services.
Storage	Store at 4C short term. Aliquot and store at -20C long term. Avoid freeze-thaw cycles.
Clonality	Monoclonal
Clone	BB7.2
Preservative	No Preservative
Isotype	IgG2b
Purity	Protein A purified
Buffer	PBS

Product Description	
Description	Novus Biologicals Mouse HLA A2 Antibody (BB7.2) (NBP3-48732) is a recombinant monoclonal antibody validated for use in Flow. All Novus Biologicals antibodies are covered by our 100% guarantee.
Host	Mouse
Gene ID	3105
Gene Symbol	HLA-A
Species	Human
Immunogen	The immunogen used to generate this antibody corresponds to human HLA A2.

Product Application Details	
Applications	Flow Cytometry
Recommended Dilutions	Flow Cytometry 1:50-1:200



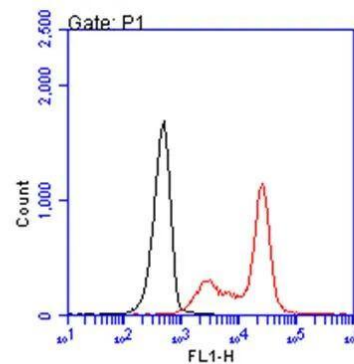
Images

HLA A2 antibody [BB7.2] (NBP3-48732) detects HLA A2 protein by flow cytometry analysis. Sample: non-fixed and non-permeabilized PBMC; gated on granulocytes.

Black: Unlabelled sample was used as a control.

Red: HLA A2 antibody [BB7.2] (NBP3-48732) dilution: 1:50.

Acquisition of 20,000 events were collected using a Alexa Flour 488-conjugated secondary antibody for FACS analysis.

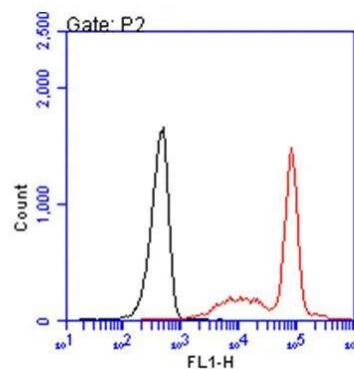


HLA A2 antibody [BB7.2] (NBP3-48732) detects HLA A2 protein by flow cytometry analysis. Sample: non-fixed and non-permeabilized PBMC; gated on monocytes.

Black: Unlabelled sample was used as a control.

Red: HLA A2 antibody [BB7.2] (NBP3-48732) dilution: 1:50.

Acquisition of 20,000 events were collected using a Alexa Flour 488-conjugated secondary antibody for FACS analysis.

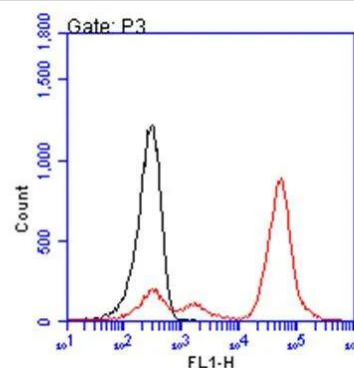


HLA A2 antibody [BB7.2] (NBP3-48732) detects HLA A2 protein by flow cytometry analysis. Sample: non-fixed and non-permeabilized PBMC; gated lymphocytes.

Black: Unlabelled sample was used as a control.

Red: HLA A2 antibody [BB7.2] (NBP3-48732) dilution: 1:50.

Acquisition of 20,000 events were collected using a Alexa Flour 488-conjugated secondary antibody for FACS analysis.





Novus Biologicals USA

10730 E. Briarwood Avenue
Centennial, CO 80112
USA
Phone: 303.730.1950
Toll Free: 1.888.506.6887
Fax: 303.730.1966
nb-customerservice@bio-techne.com

Bio-Techne Canada

21 Canmotor Ave
Toronto, ON M8Z 4E6
Canada
Phone: 905.827.6400
Toll Free: 855.668.8722
Fax: 905.827.6402
canada.inquires@bio-techne.com

Bio-Techne Ltd

19 Barton Lane
Abingdon Science Park
Abingdon, OX14 3NB, United Kingdom
Phone: (44) (0) 1235 529449
Free Phone: 0800 37 34 15
Fax: (44) (0) 1235 533420
info.EMEA@bio-techne.com

General Contact Information

www.novusbio.com
Technical Support: nb-technical@bio-techne.com
Orders: nb-customerservice@bio-techne.com
General: novus@novusbio.com

Products Related to NBP3-48732

HAF007	Goat anti-Mouse IgG Secondary Antibody [HRP]
NB7539	Goat anti-Mouse IgG (H+L) Secondary Antibody [HRP]
NBP2-27231	Mouse IgG2b Isotype Control (MPC-11)
210-TA-005	TNF-alpha [Unconjugated]

Limitations

This product is for research use only and is not approved for use in humans or in clinical diagnosis. Primary Antibodies are guaranteed for 1 year from date of receipt.

For more information on our 100% guarantee, please visit www.novusbio.com/guarantee

Earn gift cards/discounts by submitting a review: www.novusbio.com/reviews/submit/NBP3-48732

Earn gift cards/discounts by submitting a publication using this product:
www.novusbio.com/publications

