

Product Datasheet

DNTTIP1 Antibody NBP3-48554

Unit Size: 100 ul

Store at 4C short term. Aliquot and store at -20C long term. Avoid freeze-thaw cycles.

www.novusbio.com



technical@novusbio.com

Protocols, Publications, Related Products, Reviews, Research Tools and Images at:
www.novusbio.com/NBP3-48554

Updated 9/25/2025 v.20.1

Earn rewards for product
reviews and publications.

Submit a publication at www.novusbio.com/publications

Submit a review at www.novusbio.com/reviews/destination/NBP3-48554



NBP3-48554

DNTTIP1 Antibody

Product Information	
Unit Size	100 ul
Concentration	Concentrations vary lot to lot. See vial label for concentration. If unlisted please contact technical services.
Storage	Store at 4C short term. Aliquot and store at -20C long term. Avoid freeze-thaw cycles.
Clonality	Polyclonal
Preservative	0.01% Thimerosal
Isotype	IgG
Purity	Antigen Affinity-purified
Buffer	PBS, 20% Glycerol

Product Description	
Description	Novus Biologicals Rabbit DNTTIP1 Antibody (NBP3-48554) is a polyclonal antibody validated for use in IHC. All Novus Biologicals antibodies are covered by our 100% guarantee.
Host	Rabbit
Gene ID	116092
Gene Symbol	DNTTIP1
Species	Mouse, Rat
Immunogen	Recombinant protein encompassing a sequence within the center region of human DNTTIP1. The exact sequence is proprietary.

Product Application Details	
Applications	Immunohistochemistry-Paraffin, Immunohistochemistry
Recommended Dilutions	Immunohistochemistry, Immunohistochemistry-Paraffin 1:100-1:1000



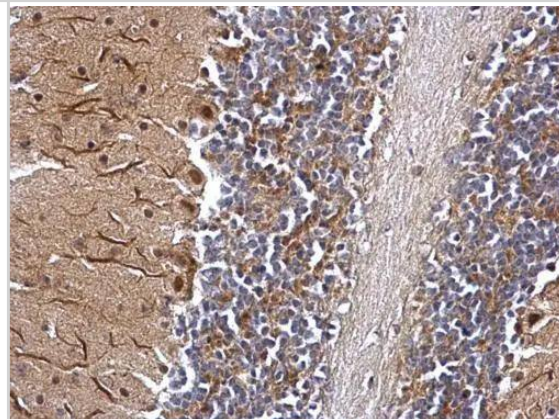
Images

DNTTIP1 antibody detects DNTTIP1 protein at nucleus on mouse hind brain by immunohistochemical analysis.

Sample: Paraffin-embedded mouse hind brain.

DNTTIP1 antibody (NBP3-48554) dilution: 1:1000.

Antigen Retrieval: (EDTA based, pH 8.0) buffer, 15min

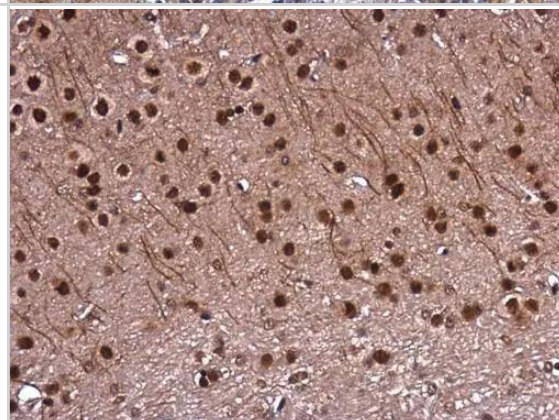


DNTTIP1 antibody detects DNTTIP1 protein at nucleus in mouse brain by immunohistochemical analysis.

Sample: Paraffin-embedded mouse brain.

DNTTIP1 antibody (NBP3-48554) diluted at 1:500.

Antigen Retrieval: Citrate buffer, pH 6.0, 15 min

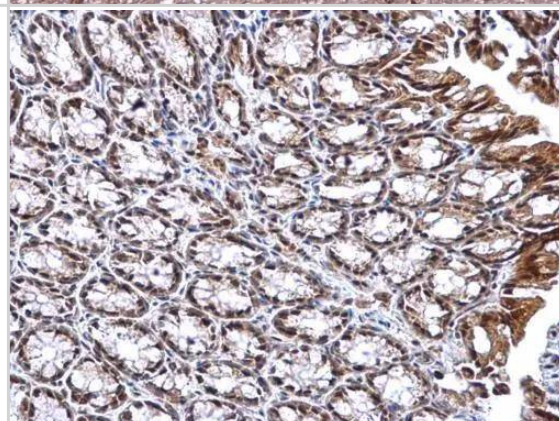


DNTTIP1 antibody detects DNTTIP1 protein at nucleus on mouse colon by immunohistochemical analysis.

Sample: Paraffin-embedded mouse colon.

DNTTIP1 antibody (NBP3-48554) dilution: 1:1000.

Antigen Retrieval: (EDTA based, pH 8.0) buffer, 15min

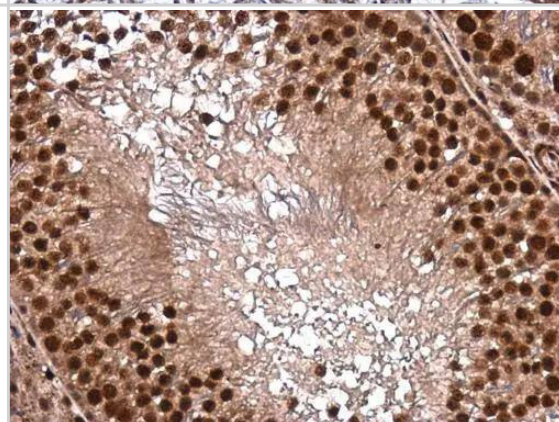


DNTTIP1 antibody detects DNTTIP1 protein at nucleus in rat testis by immunohistochemical analysis.

Sample: Paraffin-embedded rat testis.

DNTTIP1 antibody (NBP3-48554) diluted at 1:500.

Antigen Retrieval: Citrate buffer, pH 6.0, 15 min





Novus Biologicals USA

10730 E. Briarwood Avenue
Centennial, CO 80112
USA
Phone: 303.730.1950
Toll Free: 1.888.506.6887
Fax: 303.730.1966
nb-customerservice@bio-techne.com

Bio-Techne Canada

21 Canmotor Ave
Toronto, ON M8Z 4E6
Canada
Phone: 905.827.6400
Toll Free: 855.668.8722
Fax: 905.827.6402
canada.inquires@bio-techne.com

Bio-Techne Ltd

19 Barton Lane
Abingdon Science Park
Abingdon, OX14 3NB, United Kingdom
Phone: (44) (0) 1235 529449
Free Phone: 0800 37 34 15
Fax: (44) (0) 1235 533420
info.EMEA@bio-techne.com

General Contact Information

www.novusbio.com
Technical Support: nb-technical@bio-techne.com
Orders: nb-customerservice@bio-techne.com
General: novus@novusbio.com

Products Related to NBP3-48554

HAF008	Goat anti-Rabbit IgG Secondary Antibody [HRP]
NB7160	Goat anti-Rabbit IgG (H+L) Secondary Antibody [HRP]
NBP2-24891	Rabbit IgG Isotype Control
NBP2-22994	Recombinant Human DNNTIP1 His Protein

Limitations

This product is for research use only and is not approved for use in humans or in clinical diagnosis. Primary Antibodies are guaranteed for 1 year from date of receipt.

For more information on our 100% guarantee, please visit www.novusbio.com/guarantee

Earn gift cards/discounts by submitting a review: www.novusbio.com/reviews/submit/NBP3-48554

Earn gift cards/discounts by submitting a publication using this product:
www.novusbio.com/publications

