

Product Datasheet

Dynactin 6 Antibody - BSA Free NBP3-48042

Unit Size: 100 ug

Store at -20C. Avoid freeze-thaw cycles.

www.novusbio.com



technical@novusbio.com

Protocols, Publications, Related Products, Reviews, Research Tools and Images at:
www.novusbio.com/NBP3-48042

Updated 9/9/2025 v.20.1

Earn rewards for product
reviews and publications.

Submit a publication at www.novusbio.com/publications

Submit a review at www.novusbio.com/reviews/destination/NBP3-48042



NBP3-48042

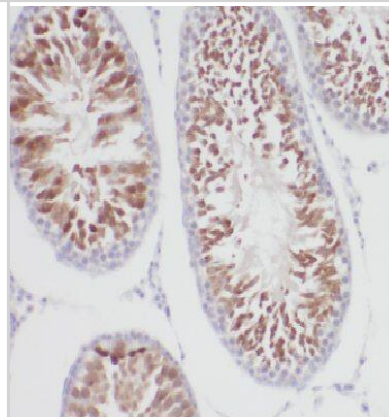
Dynactin 6 Antibody - BSA Free

| Product Information | |
|------------------------------------|---|
| Unit Size | 100 ug |
| Concentration | Please see the vial label for concentration. If unlisted please contact technical services. |
| Storage | Store at -20C. Avoid freeze-thaw cycles. |
| Clonality | Polyclonal |
| Preservative | 0.02% Sodium Azide |
| Isotype | IgG |
| Purity | Immunogen affinity purified |
| Buffer | PBS, 50% Glycerol, pH (7.3) |
| Target Molecular Weight | 27 kDa |
| Product Description | |
| Description | Novus Biologicals Rabbit Dynactin 6 Antibody - BSA Free (NBP3-48042) is a polyclonal antibody validated for use in IHC, WB, ELISA and IP. All Novus Biologicals antibodies are covered by our 100% guarantee. |
| Host | Rabbit |
| Gene ID | 10671 |
| Gene Symbol | DCTN6 |
| Species | Human, Mouse, Rat |
| Immunogen | dynactin 6. (Uniprot# O00399) |
| Product Application Details | |
| Applications | Western Blot, ELISA, Immunohistochemistry, Immunoprecipitation |
| Recommended Dilutions | Western Blot 1:500-1:2000, ELISA, Immunohistochemistry 1:20-1:200, Immunoprecipitation 1:200-1:1000 |

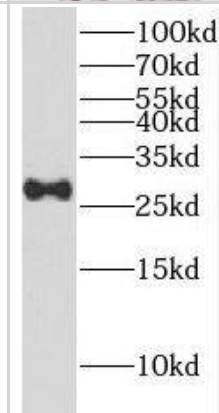


Images

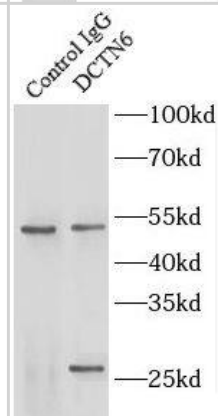
Immunohistochemistry: Dynactin 6 Antibody - BSA Free [NBP3-48042] - Immunohistochemistry of paraffin-embedded human testis using (Dynactin 6 antibody) at dilution of 1:100



Western Blot: Dynactin 6 Antibody - BSA Free [NBP3-48042] - Mouse lung tissue were subjected to SDS PAGE followed by western blot with (Dynactin 6 antibody) at dilution of 1:500



Immunoprecipitation: Dynactin 6 Antibody - BSA Free [NBP3-48042] - IP Result of anti-Dynactin 6 (IP: 4ug; Detection: 1:500) with mouse testis tissue lysate 4800ug.





Novus Biologicals USA

10730 E. Briarwood Avenue
Centennial, CO 80112
USA
Phone: 303.730.1950
Toll Free: 1.888.506.6887
Fax: 303.730.1966
nb-customerservice@bio-techne.com

Bio-Techne Canada

21 Canmotor Ave
Toronto, ON M8Z 4E6
Canada
Phone: 905.827.6400
Toll Free: 855.668.8722
Fax: 905.827.6402
canada.inquires@bio-techne.com

Bio-Techne Ltd

19 Barton Lane
Abingdon Science Park
Abingdon, OX14 3NB, United Kingdom
Phone: (44) (0) 1235 529449
Free Phone: 0800 37 34 15
Fax: (44) (0) 1235 533420
info.EMEA@bio-techne.com

General Contact Information

www.novusbio.com
Technical Support: nb-technical@bio-techne.com
Orders: nb-customerservice@bio-techne.com
General: novus@novusbio.com

Products Related to NBP3-48042

| | |
|-------------|---|
| NBP2-33376H | Blue Marker Antibody (6F4-F6) [HRP] |
| HAF008 | Goat anti-Rabbit IgG Secondary Antibody [HRP] |
| NB7160 | Goat anti-Rabbit IgG (H+L) Secondary Antibody [HRP] |
| NBP2-24891 | Rabbit IgG Isotype Control |

Limitations

This product is for research use only and is not approved for use in humans or in clinical diagnosis. Primary Antibodies are guaranteed for 1 year from date of receipt.

For more information on our 100% guarantee, please visit www.novusbio.com/guarantee

Earn gift cards/discounts by submitting a review: www.novusbio.com/reviews/submit/NBP3-48042

Earn gift cards/discounts by submitting a publication using this product:
www.novusbio.com/publications

