

Product Datasheet

Creatine kinase MT 1A Antibody - BSA Free NBP3-47596

Unit Size: 100 ug

Store at -20C. Avoid freeze-thaw cycles.

www.novusbio.com



technical@novusbio.com

Protocols, Publications, Related Products, Reviews, Research Tools and Images at:
www.novusbio.com/NBP3-47596

Updated 3/4/2026 v.20.1

Earn rewards for product
reviews and publications.

Submit a publication at www.novusbio.com/publications

Submit a review at www.novusbio.com/reviews/destination/NBP3-47596



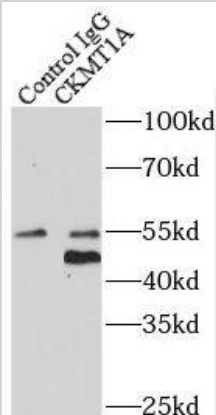
NBP3-47596

Creatine kinase MT 1A Antibody - BSA Free

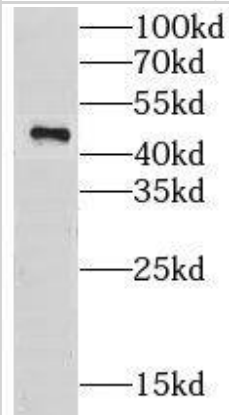
Product Information	
Unit Size	100 ug
Concentration	Please see the vial label for concentration. If unlisted please contact technical services.
Storage	Store at -20C. Avoid freeze-thaw cycles.
Clonality	Polyclonal
Preservative	0.02% Sodium Azide
Isotype	IgG
Purity	Immunogen affinity purified
Buffer	PBS, 50% Glycerol, pH (7.3)
Target Molecular Weight	45 kDa
Product Description	
Host	Rabbit
Gene ID	548596
Gene Symbol	CKMT1A
Species	Human, Mouse, Rat
Immunogen	creatine kinase, mitochondrial 1A. (Uniprot# P12532)
Product Application Details	
Applications	Western Blot, ELISA, Immunohistochemistry, Immunoprecipitation
Recommended Dilutions	Western Blot 1:500-1:2000, ELISA, Immunohistochemistry 1:20-1:200, Immunoprecipitation 1:200-1:1000

Images

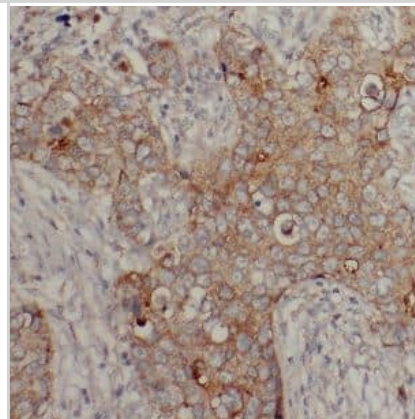
Immunoprecipitation: Creatine kinase MT 1A Antibody - BSA Free [NBP3-47596] - IP Result of anti-Creatine kinase MT 1A (IP: 4ug; Detection: 1:1000) with mouse heart tissue lysate 3200ug.



Western Blot: Creatine kinase MT 1A Antibody - BSA Free [NBP3-47596] - Rat heart tissue were subjected to SDS PAGE followed by western blot with (Creatine kinase MT 1A Antibody) at dilution of 1:1500



Immunohistochemistry: Creatine kinase MT 1A Antibody - BSA Free [NBP3-47596] - Immunohistochemistry of paraffin-embedded human breast cancer using (Creatine kinase MT 1A antibody) at dilution of 1:50





Novus Biologicals USA

10730 E. Briarwood Avenue
Centennial, CO 80112
USA
Phone: 303.730.1950
Toll Free: 1.888.506.6887
Fax: 303.730.1966
nb-customerservice@bio-techne.com

Bio-Techne Canada

21 Canmotor Ave
Toronto, ON M8Z 4E6
Canada
Phone: 905.827.6400
Toll Free: 855.668.8722
Fax: 905.827.6402
canada.inquires@bio-techne.com

Bio-Techne Ltd

19 Barton Lane
Abingdon Science Park
Abingdon, OX14 3NB, United Kingdom
Phone: (44) (0) 1235 529449
Free Phone: 0800 37 34 15
Fax: (44) (0) 1235 533420
info.EMEA@bio-techne.com

General Contact Information

www.novusbio.com
Technical Support: nb-technical@bio-techne.com
Orders: nb-customerservice@bio-techne.com
General: novus@novusbio.com

Products Related to NBP3-47596

HAF008	Goat anti-Rabbit IgG Secondary Antibody [HRP]
NB7160	Goat anti-Rabbit IgG (H+L) Secondary Antibody [HRP]
NBP2-24891	Rabbit IgG Isotype Control
NBP2-13840PEP	Creatine kinase MT 1A Recombinant Protein Antigen

Limitations

This product is for research use only and is not approved for use in humans or in clinical diagnosis. Primary Antibodies are guaranteed for 1 year from date of receipt.

For more information on our 100% guarantee, please visit www.novusbio.com/guarantee

Earn gift cards/discounts by submitting a review: www.novusbio.com/reviews/submit/NBP3-47596

Earn gift cards/discounts by submitting a publication using this product:
www.novusbio.com/publications

