

Product Datasheet

NHP2 Antibody - BSA Free NBP3-47342

Unit Size: 100 ug

Store at -20C. Avoid freeze-thaw cycles.

www.novusbio.com



technical@novusbio.com

Protocols, Publications, Related Products, Reviews, Research Tools and Images at:
www.novusbio.com/NBP3-47342

Updated 9/9/2025 v.20.1

Earn rewards for product
reviews and publications.

Submit a publication at www.novusbio.com/publications

Submit a review at www.novusbio.com/reviews/destination/NBP3-47342



NBP3-47342

NHP2 Antibody - BSA Free

| Product Information | |
|----------------------|---|
| Unit Size | 100 ug |
| Concentration | Please see the vial label for concentration. If unlisted please contact technical services. |
| Storage | Store at -20C. Avoid freeze-thaw cycles. |
| Clonality | Polyclonal |
| Preservative | 0.02% Sodium Azide |
| Isotype | IgG |
| Purity | Immunogen affinity purified |
| Buffer | PBS, 50% Glycerol, pH (7.3) |

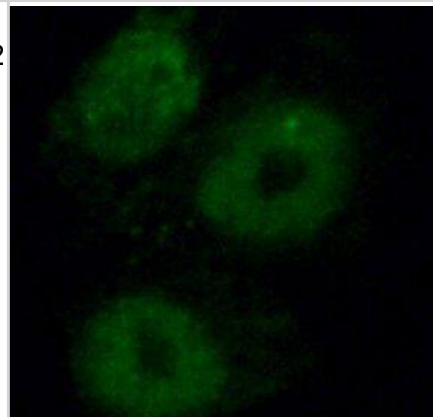
| Product Description | |
|---------------------|---|
| Description | Novus Biologicals Rabbit NHP2 Antibody - BSA Free (NBP3-47342) is a polyclonal antibody validated for use in IHC, WB, ELISA, ICC/IF and IP. All Novus Biologicals antibodies are covered by our 100% guarantee. |
| Host | Rabbit |
| Gene ID | 55651 |
| Gene Symbol | NHP2 |
| Species | Human, Mouse, Rat |
| Immunogen | NHP2 ribonucleoprotein homolog. (Uniprot# Q9NX24) |

| Product Application Details | |
|------------------------------|---|
| Applications | Western Blot, ELISA, Immunocytochemistry/ Immunofluorescence, Immunohistochemistry, Immunoprecipitation |
| Recommended Dilutions | Western Blot 1:500-1:1000, ELISA, Immunohistochemistry 1:20-1:200, Immunocytochemistry/ Immunofluorescence 1:10-1:100, Immunoprecipitation 1:500-1:1000 |
| Application Notes | Theoretical Molecular Weight is 17-20 kDa |



Images

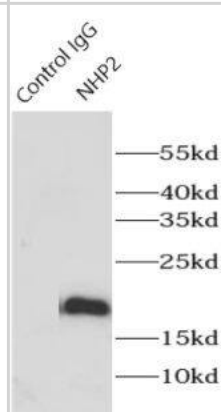
Immunocytochemistry/ Immunofluorescence: NHP2 Antibody - BSA Free [NBP3-47342] - Immunofluorescent analysis of HepG2 cells using (NHP2 Antibody) at dilution of 1:25



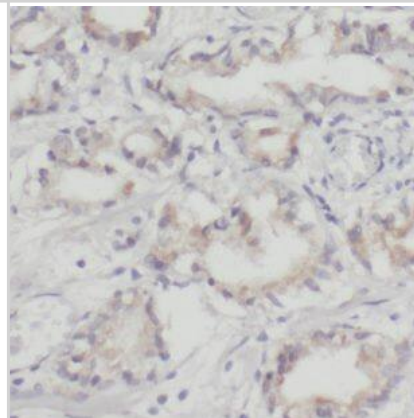
Western Blot: NHP2 Antibody - BSA Free [NBP3-47342] - Hela cells were subjected to SDS PAGE followed by western blot with (NHP2 antibody) at dilution of 1:1000



Immunoprecipitation: NHP2 Antibody - BSA Free [NBP3-47342] - IP result of anti-NHP2(IP: , 4µg; Detection: 1:1000) with HepG2 cells lysate 3600µg.



Immunohistochemistry: NHP2 Antibody - BSA Free [NBP3-47342] - Immunohistochemistry of paraffin-embedded human prostate cancer using (NHP2 antibody) at dilution of 1:100





Novus Biologicals USA

10730 E. Briarwood Avenue
Centennial, CO 80112
USA
Phone: 303.730.1950
Toll Free: 1.888.506.6887
Fax: 303.730.1966
nb-customerservice@bio-techne.com

Bio-Techne Canada

21 Canmotor Ave
Toronto, ON M8Z 4E6
Canada
Phone: 905.827.6400
Toll Free: 855.668.8722
Fax: 905.827.6402
canada.inquires@bio-techne.com

Bio-Techne Ltd

19 Barton Lane
Abingdon Science Park
Abingdon, OX14 3NB, United Kingdom
Phone: (44) (0) 1235 529449
Free Phone: 0800 37 34 15
Fax: (44) (0) 1235 533420
info.EMEA@bio-techne.com

General Contact Information

www.novusbio.com
Technical Support: nb-technical@bio-techne.com
Orders: nb-customerservice@bio-techne.com
General: novus@novusbio.com

Products Related to NBP3-47342

| | |
|-------------|---|
| NBP2-33376H | Blue Marker Antibody (6F4-F6) [HRP] |
| HAF008 | Goat anti-Rabbit IgG Secondary Antibody [HRP] |
| NB7160 | Goat anti-Rabbit IgG (H+L) Secondary Antibody [HRP] |
| NBP2-24891 | Rabbit IgG Isotype Control |

Limitations

This product is for research use only and is not approved for use in humans or in clinical diagnosis. Primary Antibodies are guaranteed for 1 year from date of receipt.

For more information on our 100% guarantee, please visit www.novusbio.com/guarantee

Earn gift cards/discounts by submitting a review: www.novusbio.com/reviews/submit/NBP3-47342

Earn gift cards/discounts by submitting a publication using this product:
www.novusbio.com/publications

