

Product Datasheet

GNB5 Antibody - BSA Free

NBP3-46207

Unit Size: 100 ug

Store at -20C. Avoid freeze-thaw cycles.

www.novusbio.com



technical@novusbio.com

Protocols, Publications, Related Products, Reviews, Research Tools and Images at:
www.novusbio.com/NBP3-46207

Updated 9/9/2025 v.20.1

Earn rewards for product
reviews and publications.

Submit a publication at www.novusbio.com/publications

Submit a review at www.novusbio.com/reviews/destination/NBP3-46207



NBP3-46207

GNB5 Antibody - BSA Free

| Product Information | |
|----------------------|---|
| Unit Size | 100 ug |
| Concentration | Please see the vial label for concentration. If unlisted please contact technical services. |
| Storage | Store at -20C. Avoid freeze-thaw cycles. |
| Clonality | Polyclonal |
| Preservative | 0.02% Sodium Azide |
| Isotype | IgG |
| Purity | Immunogen affinity purified |
| Buffer | PBS, 50% Glycerol, pH (7.3) |

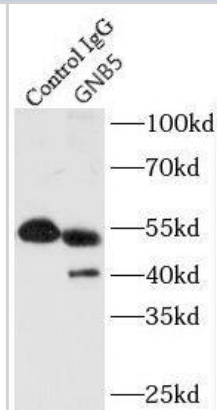
| Product Description | |
|---------------------|---|
| Description | Novus Biologicals Rabbit GNB5 Antibody - BSA Free (NBP3-46207) is a polyclonal antibody validated for use in IHC, WB, ELISA and IP. All Novus Biologicals antibodies are covered by our 100% guarantee. |
| Host | Rabbit |
| Gene ID | 10681 |
| Gene Symbol | GNB5 |
| Species | Human, Mouse, Rat |
| Immunogen | guanine nucleotide binding protein(G protein), beta 5. (Uniprot# O14775) |

| Product Application Details | |
|------------------------------|---|
| Applications | Western Blot, ELISA, Immunohistochemistry, Immunoprecipitation |
| Recommended Dilutions | Western Blot 1:500-1:2000, ELISA, Immunohistochemistry 1:20-1:200, Immunoprecipitation 1:200-1:1000 |
| Application Notes | Theoretical Molecular Weight is 39-42 kDa |

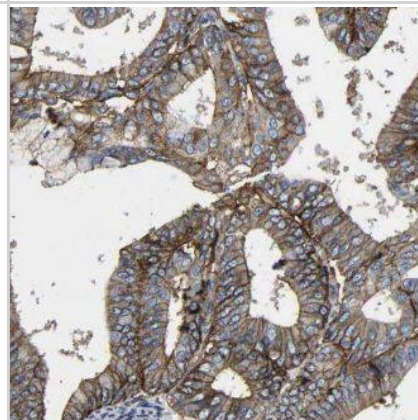


Images


Immunoprecipitation: GNB5 Antibody - BSA Free [NBP3-46207] - IP Result of anti-GNB5 (IP:, 4ug; Detection: 1:500) with rat brain tissue lysate 4000ug.



Immunohistochemistry: GNB5 Antibody - BSA Free [NBP3-46207] - Immunohistochemistry of paraffin-embedded human ovary tumor using (GNB5 antibody) at dilution of 1:100



Western Blot: GNB5 Antibody - BSA Free [NBP3-46207] - Mouse brain tissue were subjected to SDS PAGE followed by western blot with (GNB5 antibody) at dilution of 1:1000





Novus Biologicals USA

10730 E. Briarwood Avenue
Centennial, CO 80112
USA
Phone: 303.730.1950
Toll Free: 1.888.506.6887
Fax: 303.730.1966
nb-customerservice@bio-techne.com

Bio-Techne Canada

21 Canmotor Ave
Toronto, ON M8Z 4E6
Canada
Phone: 905.827.6400
Toll Free: 855.668.8722
Fax: 905.827.6402
canada.inquires@bio-techne.com

Bio-Techne Ltd

19 Barton Lane
Abingdon Science Park
Abingdon, OX14 3NB, United Kingdom
Phone: (44) (0) 1235 529449
Free Phone: 0800 37 34 15
Fax: (44) (0) 1235 533420
info.EMEA@bio-techne.com

General Contact Information

www.novusbio.com
Technical Support: nb-technical@bio-techne.com
Orders: nb-customerservice@bio-techne.com
General: novus@novusbio.com

Products Related to NBP3-46207

| | |
|-------------|---|
| NBP2-33376H | Blue Marker Antibody (6F4-F6) [HRP] |
| HAF008 | Goat anti-Rabbit IgG Secondary Antibody [HRP] |
| NB7160 | Goat anti-Rabbit IgG (H+L) Secondary Antibody [HRP] |
| NBP2-24891 | Rabbit IgG Isotype Control |

Limitations

This product is for research use only and is not approved for use in humans or in clinical diagnosis. Primary Antibodies are guaranteed for 1 year from date of receipt.

For more information on our 100% guarantee, please visit www.novusbio.com/guarantee

Earn gift cards/discounts by submitting a review: www.novusbio.com/reviews/submit/NBP3-46207

Earn gift cards/discounts by submitting a publication using this product:
www.novusbio.com/publications

