

# Product Datasheet

## MEIS1 Antibody (OTI3G8)

### NBP3-44990-100ul

Unit Size: 100 ul

Store at -20 degrees C. Avoid freeze/thaw cycles.

[www.novusbio.com](http://www.novusbio.com)



[technical@novusbio.com](mailto:technical@novusbio.com)

Protocols, Publications, Related Products, Reviews, Research Tools and Images at:  
[www.novusbio.com/NBP3-44990](http://www.novusbio.com/NBP3-44990)

Updated 9/9/2025 v.20.1

Earn rewards for product  
reviews and publications.

Submit a publication at [www.novusbio.com/publications](http://www.novusbio.com/publications)

Submit a review at [www.novusbio.com/reviews/destination/NBP3-44990](http://www.novusbio.com/reviews/destination/NBP3-44990)



**NBP3-44990-100ul**

MEIS1 Antibody (OTI3G8)

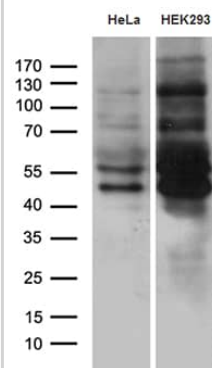
Product Information	
<b>Unit Size</b>	100 ul
<b>Concentration</b>	Please see the vial label for concentration. If unlisted please contact technical services.
<b>Storage</b>	Store at -20 degrees C. Avoid freeze/thaw cycles.
<b>Clonality</b>	Monoclonal
<b>Clone</b>	OTI3G8
<b>Preservative</b>	0.02% Sodium Azide
<b>Isotype</b>	IgG1
<b>Purity</b>	>95%
<b>Buffer</b>	PBS (pH 7.3) 1% BSA, 50% glycerol

Product Description	
<b>Description</b>	Novus Biologicals Mouse MEIS1 Antibody (OTI3G8) (NBP3-44990) is a monoclonal antibody validated for use in IHC and WB. All Novus Biologicals antibodies are covered by our 100% guarantee.
<b>Host</b>	Mouse
<b>Gene ID</b>	4211
<b>Gene Symbol</b>	MEIS1
<b>Species</b>	Human
<b>Immunogen</b>	Human recombinant protein fragment corresponding to amino acids 176-390 of human MEIS1 (NP_002389) produced in E.coli.

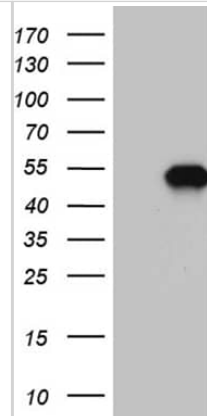
Product Application Details	
<b>Applications</b>	Western Blot, Immunohistochemistry
<b>Recommended Dilutions</b>	Western Blot 1:500-2000, Immunohistochemistry 1:500

**Images**

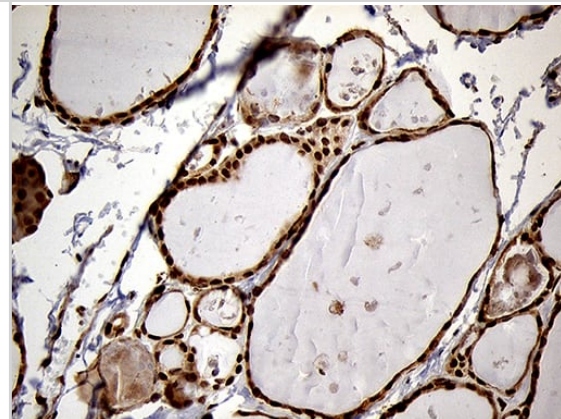
Western Blot:MEIS1 Antibody (OTI3G8)[NBP3-44990]



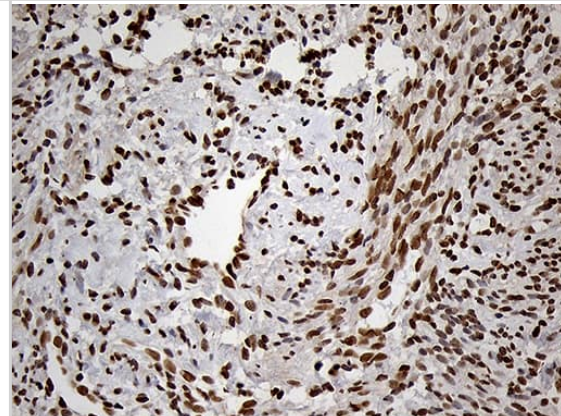
Western Blot:MEIS1 Antibody (OTI3G8)[NBP3-44990]



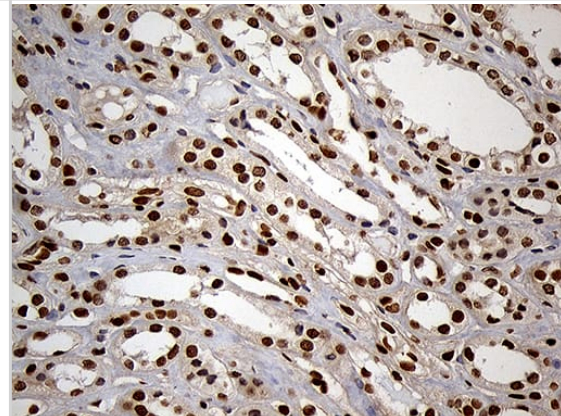
Immunohistochemistry:MEIS1 Antibody (OTI3G8)[NBP3-44990]



Immunohistochemistry:MEIS1 Antibody (OTI3G8)[NBP3-44990]



Immunohistochemistry:MEIS1 Antibody (OTI3G8)[NBP3-44990]





### **Novus Biologicals USA**

10730 E. Briarwood Avenue  
Centennial, CO 80112  
USA  
Phone: 303.730.1950  
Toll Free: 1.888.506.6887  
Fax: 303.730.1966  
nb-customerservice@bio-techne.com

### **Bio-Techne Canada**

21 Canmotor Ave  
Toronto, ON M8Z 4E6  
Canada  
Phone: 905.827.6400  
Toll Free: 855.668.8722  
Fax: 905.827.6402  
canada.inquires@bio-techne.com

### **Bio-Techne Ltd**

19 Barton Lane  
Abingdon Science Park  
Abingdon, OX14 3NB, United Kingdom  
Phone: (44) (0) 1235 529449  
Free Phone: 0800 37 34 15  
Fax: (44) (0) 1235 533420  
info.EMEA@bio-techne.com

### **General Contact Information**

www.novusbio.com  
Technical Support: nb-technical@bio-techne.com  
Orders: nb-customerservice@bio-techne.com  
General: novus@novusbio.com

### **Products Related to NBP3-44990-100ul**

---

NBP2-33376H	Blue Marker Antibody (6F4-F6) [HRP]
HAF007	Goat anti-Mouse IgG Secondary Antibody [HRP]
NB7539	Goat anti-Mouse IgG (H+L) Secondary Antibody [HRP]
NBP1-97005-0.5mg	Mouse IgG1 Isotype Control (MG1)

---

### **Limitations**

This product is for research use only and is not approved for use in humans or in clinical diagnosis. Primary Antibodies are guaranteed for 1 year from date of receipt.

For more information on our 100% guarantee, please visit [www.novusbio.com/guarantee](http://www.novusbio.com/guarantee)

Earn gift cards/discounts by submitting a review: [www.novusbio.com/reviews/submit/NBP3-44990](http://www.novusbio.com/reviews/submit/NBP3-44990)

Earn gift cards/discounts by submitting a publication using this product:  
[www.novusbio.com/publications](http://www.novusbio.com/publications)

