

# Product Datasheet

## HABP2 Antibody (OTI5H3)

### NBP3-44939-100ul

Unit Size: 100 ul

Store at -20 degrees C. Avoid freeze/thaw cycles.

[www.novusbio.com](http://www.novusbio.com)



[technical@novusbio.com](mailto:technical@novusbio.com)

Protocols, Publications, Related Products, Reviews, Research Tools and Images at:  
[www.novusbio.com/NBP3-44939](http://www.novusbio.com/NBP3-44939)

Updated 9/9/2025 v.20.1

Earn rewards for product reviews and publications.

Submit a publication at [www.novusbio.com/publications](http://www.novusbio.com/publications)

Submit a review at [www.novusbio.com/reviews/destination/NBP3-44939](http://www.novusbio.com/reviews/destination/NBP3-44939)



**NBP3-44939-100ul**

HABP2 Antibody (OTI5H3)

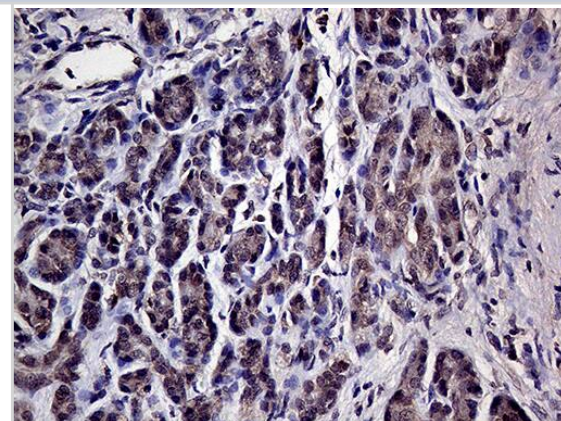
Product Information	
Unit Size	100 ul
Concentration	Please see the vial label for concentration. If unlisted please contact technical services.
Storage	Store at -20 degrees C. Avoid freeze/thaw cycles.
Clonality	Monoclonal
Clone	OTI5H3
Preservative	0.02% Sodium Azide
Isotype	IgG2b
Purity	>95%
Buffer	PBS (pH 7.3) 1% BSA, 50% glycerol

Product Description	
Description	Novus Biologicals Mouse HABP2 Antibody (OTI5H3) (NBP3-44939) is a monoclonal antibody validated for use in IHC. All Novus Biologicals antibodies are covered by our 100% guarantee.
Host	Mouse
Gene ID	3026
Gene Symbol	HABP2
Species	Human
Immunogen	Human recombinant protein fragment corresponding to amino acids 33-330 of human HABP2 (NP_004123) produced in E.coli.

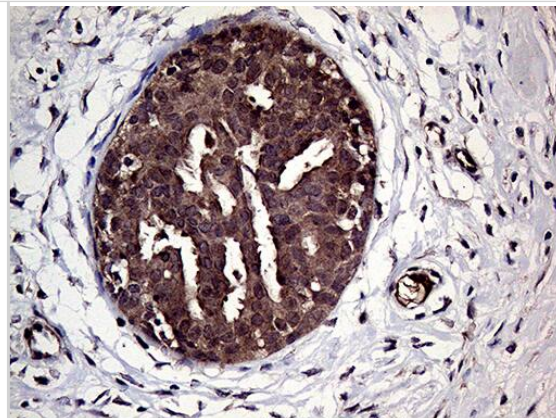
Product Application Details	
Applications	Immunohistochemistry
Recommended Dilutions	Immunohistochemistry 1:1000

**Images**


Immunohistochemistry:HABP2 Antibody (OTI5H3)[NBP3-44939]



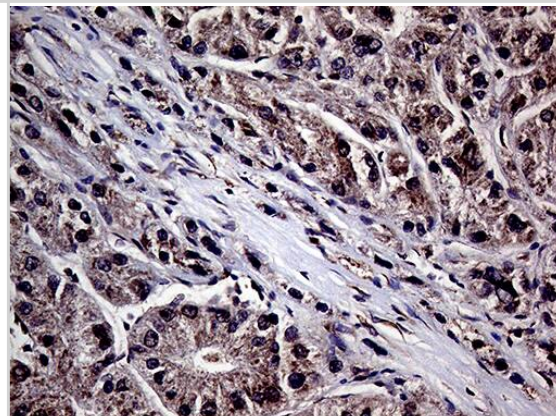
Immunohistochemistry:HABP2 Antibody (OTI5H3)[NBP3-44939]



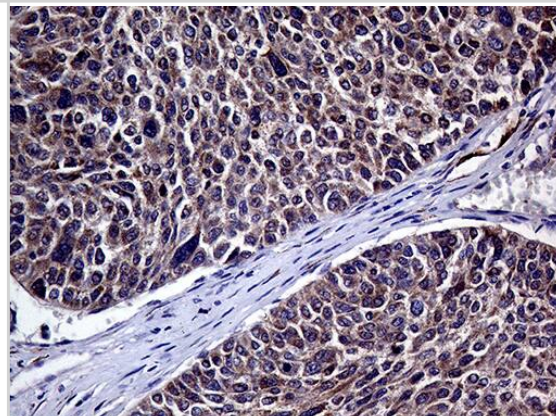
Western Blot:HABP2 Antibody (OTI5H3)[NBP3-44939]



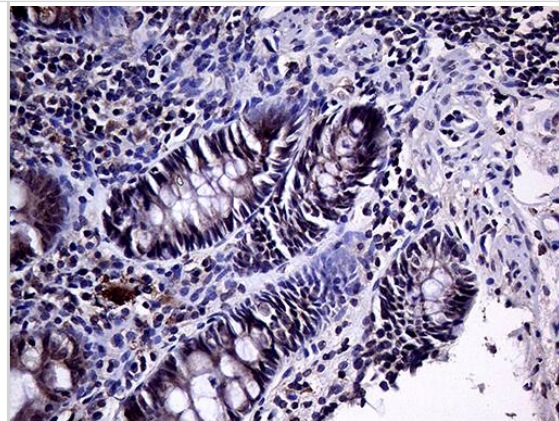
Immunohistochemistry:HABP2 Antibody (OTI5H3)[NBP3-44939]



Immunohistochemistry:HABP2 Antibody (OTI5H3)[NBP3-44939]



Immunohistochemistry:HABP2 Antibody (OT15H3)[NBP3-44939]





### **Novus Biologicals USA**

10730 E. Briarwood Avenue  
Centennial, CO 80112  
USA  
Phone: 303.730.1950  
Toll Free: 1.888.506.6887  
Fax: 303.730.1966  
nb-customerservice@bio-techne.com

### **Bio-Techne Canada**

21 Canmotor Ave  
Toronto, ON M8Z 4E6  
Canada  
Phone: 905.827.6400  
Toll Free: 855.668.8722  
Fax: 905.827.6402  
canada.inquires@bio-techne.com

### **Bio-Techne Ltd**

19 Barton Lane  
Abingdon Science Park  
Abingdon, OX14 3NB, United Kingdom  
Phone: (44) (0) 1235 529449  
Free Phone: 0800 37 34 15  
Fax: (44) (0) 1235 533420  
info.EMEA@bio-techne.com

### **General Contact Information**

www.novusbio.com  
Technical Support: nb-technical@bio-techne.com  
Orders: nb-customerservice@bio-techne.com  
General: novus@novusbio.com

### **Products Related to NBP3-44939-100ul**

---

HAF007	Goat anti-Mouse IgG Secondary Antibody [HRP]
NB7539	Goat anti-Mouse IgG (H+L) Secondary Antibody [HRP]
NBP2-27231	Mouse IgG2b Isotype Control (MPC-11)
H00003026-P01-10ug	Recombinant Human HABP2 GST (N-Term) Protein

---

### **Limitations**

This product is for research use only and is not approved for use in humans or in clinical diagnosis. Primary Antibodies are guaranteed for 1 year from date of receipt.

For more information on our 100% guarantee, please visit [www.novusbio.com/guarantee](http://www.novusbio.com/guarantee)

Earn gift cards/discounts by submitting a review: [www.novusbio.com/reviews/submit/NBP3-44939](http://www.novusbio.com/reviews/submit/NBP3-44939)

Earn gift cards/discounts by submitting a publication using this product:  
[www.novusbio.com/publications](http://www.novusbio.com/publications)

