

Product Datasheet

ERLIN1 Antibody (OTI4B1)

NBP3-44916-100ul

Unit Size: 100 ul

Store at -20 degrees C. Avoid freeze/thaw cycles.

www.novusbio.com



technical@novusbio.com

Protocols, Publications, Related Products, Reviews, Research Tools and Images at:
www.novusbio.com/NBP3-44916

Updated 9/9/2025 v.20.1

Earn rewards for product
reviews and publications.

Submit a publication at www.novusbio.com/publications

Submit a review at www.novusbio.com/reviews/destination/NBP3-44916



NBP3-44916-100ul

ERLIN1 Antibody (OTI4B1)

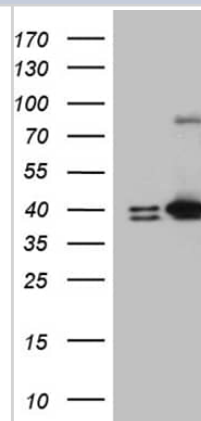
| Product Information | |
|---------------------|---|
| Unit Size | 100 ul |
| Concentration | Please see the vial label for concentration. If unlisted please contact technical services. |
| Storage | Store at -20 degrees C. Avoid freeze/thaw cycles. |
| Clonality | Monoclonal |
| Clone | OTI4B1 |
| Preservative | 0.02% Sodium Azide |
| Isotype | IgG2b |
| Purity | >95% |
| Buffer | PBS (pH 7.3) 1% BSA, 50% glycerol |

| Product Description | |
|---------------------|---|
| Description | Novus Biologicals Mouse ERLIN1 Antibody (OTI4B1) (NBP3-44916) is a monoclonal antibody validated for use in IHC and WB. All Novus Biologicals antibodies are covered by our 100% guarantee. |
| Host | Mouse |
| Gene ID | 10613 |
| Gene Symbol | ERLIN1 |
| Species | Human, Mouse, Rat |
| Immunogen | Human recombinant protein fragment corresponding to amino acids 107-346 of human ERLIN1(NP_006450) produced in E.coli. |

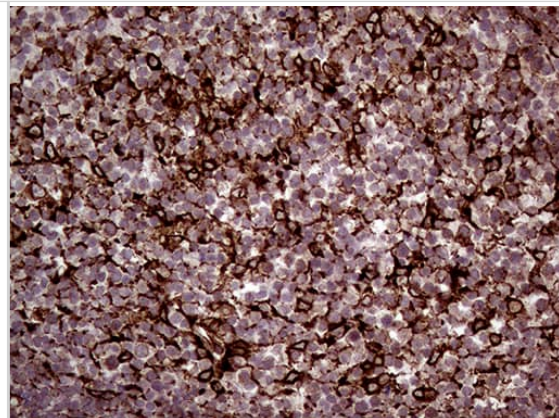
| Product Application Details | |
|-----------------------------|--|
| Applications | Western Blot, Immunohistochemistry |
| Recommended Dilutions | Western Blot 1:500-2000, Immunohistochemistry 1:2000 |

Images

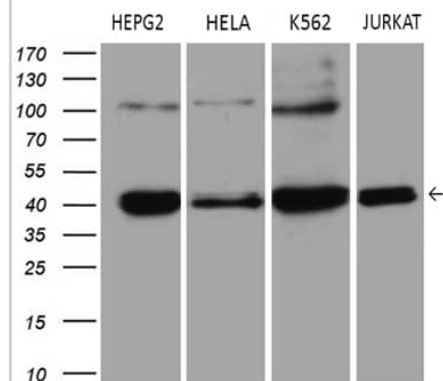
Western Blot:ERLIN1 Antibody (OTI4B1)[NBP3-44916]



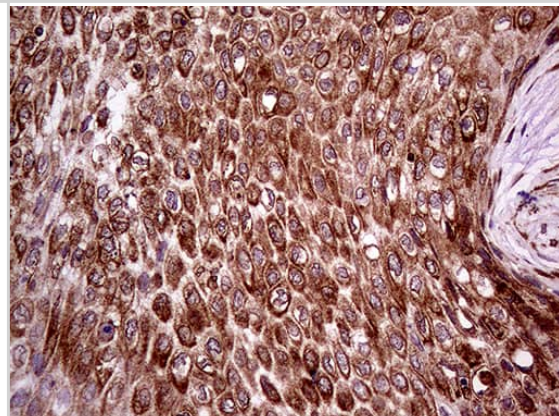
Immunohistochemistry:ERLIN1 Antibody (OTI4B1)[NBP3-44916]



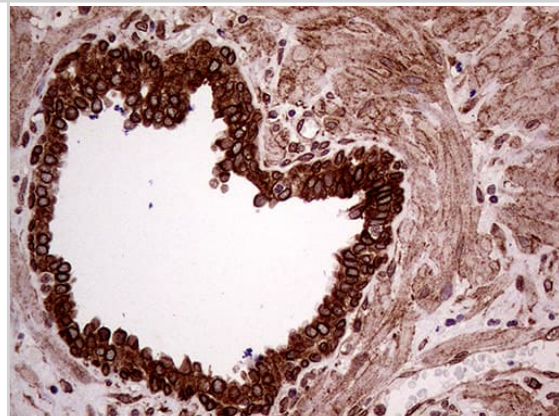
Western Blot:ERLIN1 Antibody (OTI4B1)[NBP3-44916]



Immunohistochemistry:ERLIN1 Antibody (OTI4B1)[NBP3-44916]



Immunohistochemistry:ERLIN1 Antibody (OTI4B1)[NBP3-44916]





Novus Biologicals USA

10730 E. Briarwood Avenue
Centennial, CO 80112
USA
Phone: 303.730.1950
Toll Free: 1.888.506.6887
Fax: 303.730.1966
nb-customerservice@bio-techne.com

Bio-Techne Canada

21 Canmotor Ave
Toronto, ON M8Z 4E6
Canada
Phone: 905.827.6400
Toll Free: 855.668.8722
Fax: 905.827.6402
canada.inquires@bio-techne.com

Bio-Techne Ltd

19 Barton Lane
Abingdon Science Park
Abingdon, OX14 3NB, United Kingdom
Phone: (44) (0) 1235 529449
Free Phone: 0800 37 34 15
Fax: (44) (0) 1235 533420
info.EMEA@bio-techne.com

General Contact Information

www.novusbio.com
Technical Support: nb-technical@bio-techne.com
Orders: nb-customerservice@bio-techne.com
General: novus@novusbio.com

Products Related to NBP3-44916-100ul

| | |
|-------------|--|
| NBP2-33376H | Blue Marker Antibody (6F4-F6) [HRP] |
| HAF007 | Goat anti-Mouse IgG Secondary Antibody [HRP] |
| NB7539 | Goat anti-Mouse IgG (H+L) Secondary Antibody [HRP] |
| NBP2-27231 | Mouse IgG2b Isotype Control (MPC-11) |

Limitations

This product is for research use only and is not approved for use in humans or in clinical diagnosis. Primary Antibodies are guaranteed for 1 year from date of receipt.

For more information on our 100% guarantee, please visit www.novusbio.com/guarantee

Earn gift cards/discounts by submitting a review: www.novusbio.com/reviews/submit/NBP3-44916

Earn gift cards/discounts by submitting a publication using this product:
www.novusbio.com/publications

