

# Product Datasheet

## Laminin alpha 4 Antibody (CL3183) - Azide and BSA Free NBP3-44408

Unit Size: 100 ug

Store at 4C short term. Aliquot and store at -20C long term. Avoid freeze-thaw cycles.

[www.novusbio.com](http://www.novusbio.com)



[technical@novusbio.com](mailto:technical@novusbio.com)

Protocols, Publications, Related Products, Reviews, Research Tools and Images at:  
[www.novusbio.com/NBP3-44408](http://www.novusbio.com/NBP3-44408)

Updated 9/9/2025 v.20.1

Earn rewards for product  
reviews and publications.

Submit a publication at [www.novusbio.com/publications](http://www.novusbio.com/publications)

Submit a review at [www.novusbio.com/reviews/destination/NBP3-44408](http://www.novusbio.com/reviews/destination/NBP3-44408)



**NBP3-44408**

Laminin alpha 4 Antibody (CL3183) - Azide and BSA Free

Product Information	
Unit Size	100 ug
Concentration	LYOPH mg/ml
Storage	Store at 4C short term. Aliquot and store at -20C long term. Avoid freeze-thaw cycles.
Clonality	Monoclonal
Clone	CL3183
Preservative	No Preservative
Reconstitution Instructions	Centrifuge the vial of lyophilized antibody at 12,000 x g for 20 seconds. Reconstitute by adding sterile, distilled water to achieve a final antibody concentration of 1mg/ml.
Isotype	IgG2b
Purity	Protein A purified
Buffer	Lyophilized from a 0.2 um filtered solution in PBS with Trehalose

Product Description	
Description	Novus Biologicals Mouse Laminin alpha 4 Antibody (CL3183) - Azide and BSA Free (NBP2-42392) is a monoclonal antibody validated for use in IHC and WB. All Novus Biologicals antibodies are covered by our 100% guarantee.
Host	Mouse
Gene ID	3910
Gene Symbol	LAMA4
Species	Human, Mouse, Rat
Immunogen	This antibody was generated using a recombinant protein sequence of Q16363, with the exact immunogen sequence remaining proprietary.

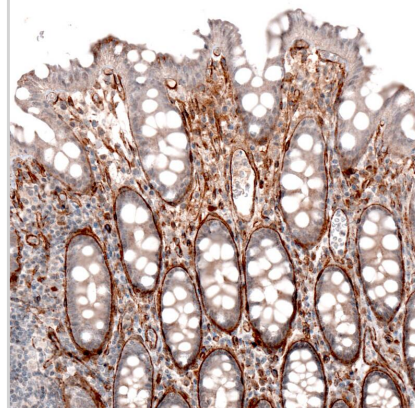
Product Application Details	
Applications	Western Blot, Immunohistochemistry-Paraffin
Recommended Dilutions	Western Blot 1 ug/ml, Immunohistochemistry-Paraffin 1:200 - 1:500
Application Notes	For IHC-Paraffin, HIER pH 6 retrieval is recommended.

**Images**

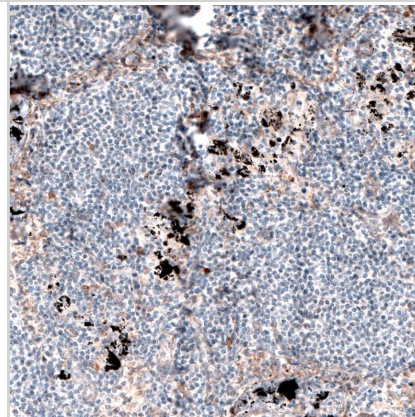
Analysis in human placenta and lymph node tissues using NBP3-44408 antibody. Corresponding Laminin alpha 4 RNA-seq data are presented for the same tissues.



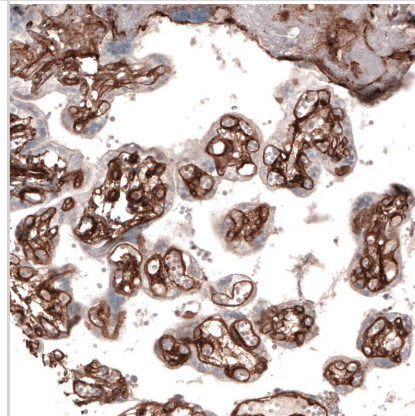
Staining of human colon shows strong positivity in basement membrane of glandular cells.



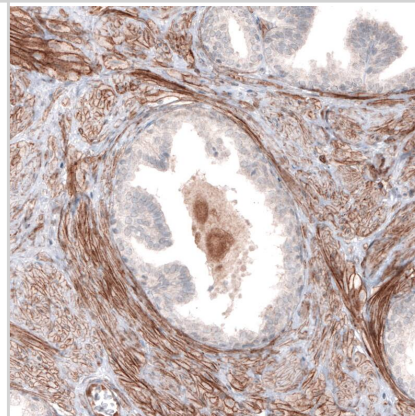
Staining of human lymph node shows no positivity in non-germinal center cells as expected.



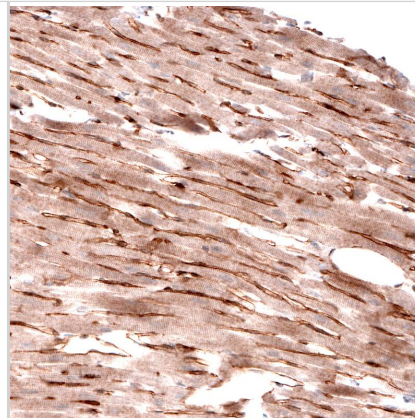
Staining of human placenta shows strong positivity in basement membrane of trophoblastic cells and endothelial cells.



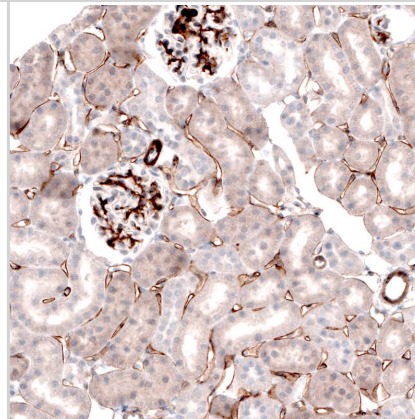
Staining of human prostate shows moderate to strong membranous positivity in smooth muscle cells.



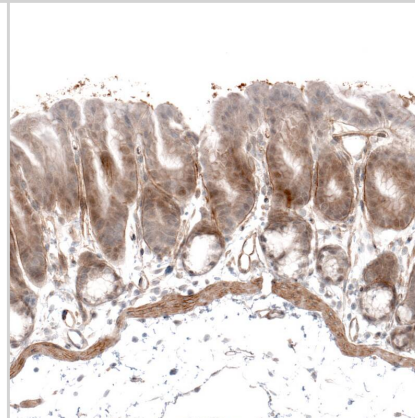
Staining of rat heart muscle shows moderate to strong membranous positivity in cardiomyocytes.



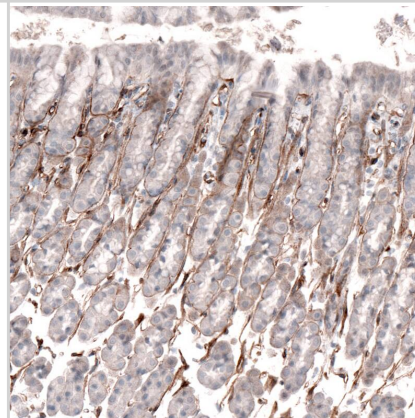
Staining of rat kidney shows strong membranous positivity in cells in glomeruli.



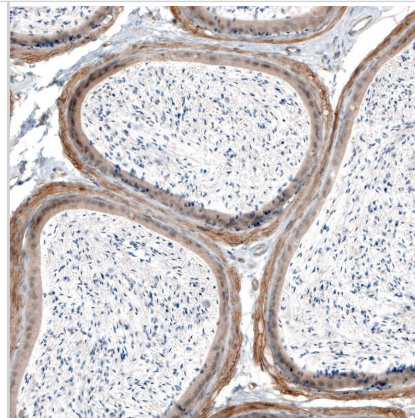
Staining of mouse stomach shows moderate positivity in basement membrane of glandular cells.



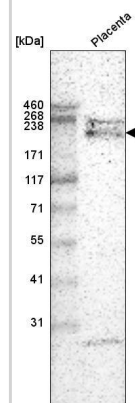
Staining of rat stomach shows moderate to strong positivity in basement membrane of glandular cells.



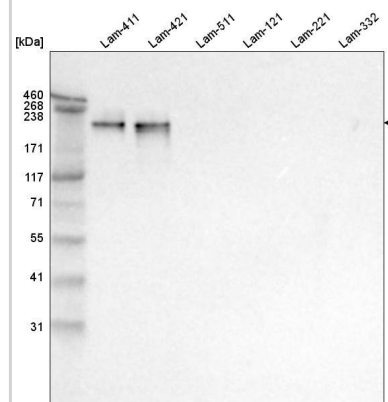
Staining of mouse epididymis shows moderate to strong membranous positivity in smooth muscle cells.



Analysis in human placenta tissue.



Analysis of purified human recombinant Laminin-411, Laminin-421, Laminin-511, Laminin-121, Laminin-221 and Laminin-332.





### **Novus Biologicals USA**

10730 E. Briarwood Avenue  
Centennial, CO 80112  
USA  
Phone: 303.730.1950  
Toll Free: 1.888.506.6887  
Fax: 303.730.1966  
nb-customerservice@bio-techne.com

### **Bio-Techne Canada**

21 Canmotor Ave  
Toronto, ON M8Z 4E6  
Canada  
Phone: 905.827.6400  
Toll Free: 855.668.8722  
Fax: 905.827.6402  
canada.inquires@bio-techne.com

### **Bio-Techne Ltd**

19 Barton Lane  
Abingdon Science Park  
Abingdon, OX14 3NB, United Kingdom  
Phone: (44) (0) 1235 529449  
Free Phone: 0800 37 34 15  
Fax: (44) (0) 1235 533420  
info.EMEA@bio-techne.com

### **General Contact Information**

www.novusbio.com  
Technical Support: nb-technical@bio-techne.com  
Orders: nb-customerservice@bio-techne.com  
General: novus@novusbio.com

### **Products Related to NBP3-44408**

---

NBP2-33376H	Blue Marker Antibody (6F4-F6) [HRP]
HAF007	Goat anti-Mouse IgG Secondary Antibody [HRP]
NB7539	Goat anti-Mouse IgG (H+L) Secondary Antibody [HRP]
NBP2-27231	Mouse IgG2b Isotype Control (MPC-11)

---

### **Limitations**

This product is for research use only and is not approved for use in humans or in clinical diagnosis. Primary Antibodies are guaranteed for 1 year from date of receipt.

For more information on our 100% guarantee, please visit [www.novusbio.com/guarantee](http://www.novusbio.com/guarantee)

Earn gift cards/discounts by submitting a review: [www.novusbio.com/reviews/submit/NBP3-44408](http://www.novusbio.com/reviews/submit/NBP3-44408)

Earn gift cards/discounts by submitting a publication using this product:  
[www.novusbio.com/publications](http://www.novusbio.com/publications)

