

# Product Datasheet

## Glypican 3 Antibody (CL12711) - Azide and BSA Free NBP3-44385

Unit Size: 100 ug

Store at 4C short term. Aliquot and store at -20C long term. Avoid freeze-thaw cycles.

[www.novusbio.com](http://www.novusbio.com)



[technical@novusbio.com](mailto:technical@novusbio.com)

Protocols, Publications, Related Products, Reviews, Research Tools and Images at:  
[www.novusbio.com/NBP3-44385](http://www.novusbio.com/NBP3-44385)

Updated 9/9/2025 v.20.1

Earn rewards for product  
reviews and publications.

Submit a publication at [www.novusbio.com/publications](http://www.novusbio.com/publications)

Submit a review at [www.novusbio.com/reviews/destination/NBP3-44385](http://www.novusbio.com/reviews/destination/NBP3-44385)



**NBP3-44385**

Glypican 3 Antibody (CL12711) - Azide and BSA Free

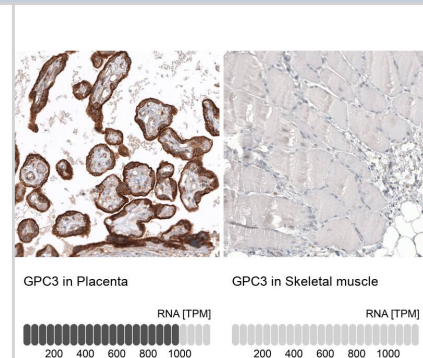
Product Information	
Unit Size	100 ug
Concentration	LYOPH mg/ml
Storage	Store at 4C short term. Aliquot and store at -20C long term. Avoid freeze-thaw cycles.
Clonality	Monoclonal
Clone	CL12711
Preservative	No Preservative
Reconstitution Instructions	Centrifuge the vial of lyophilized antibody at 12,000 x g for 20 seconds. Reconstitute by adding sterile, distilled water to achieve a final antibody concentration of 1mg/ml.
Isotype	IgG2b
Purity	Protein A purified
Buffer	Lyophilized from a 0.2 um filtered solution in PBS with Trehalose

Product Description	
Description	Novus Biologicals Mouse Glypican 3 Antibody (CL12711) - Azide and BSA Free (NBP3-18542) is a monoclonal antibody validated for use in IHC. All Novus Biologicals antibodies are covered by our 100% guarantee.
Host	Mouse
Gene ID	2719
Gene Symbol	GPC3
Species	Human
Immunogen	This antibody was generated using a synthetic peptide of P51654, with the exact immunogen sequence remaining proprietary.

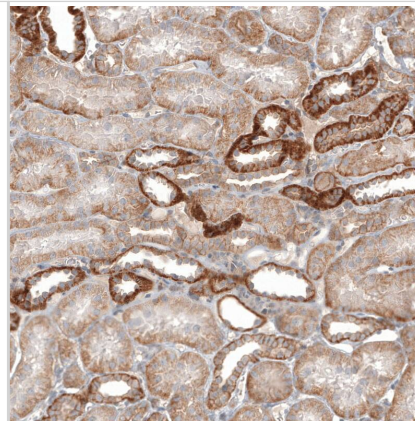
Product Application Details	
Applications	Immunohistochemistry-Paraffin
Recommended Dilutions	Immunohistochemistry-Paraffin 1:1000 - 1:2500
Application Notes	For use with IHC-Paraffin, HIER pH 6 retrieval is recommended.

**Images**

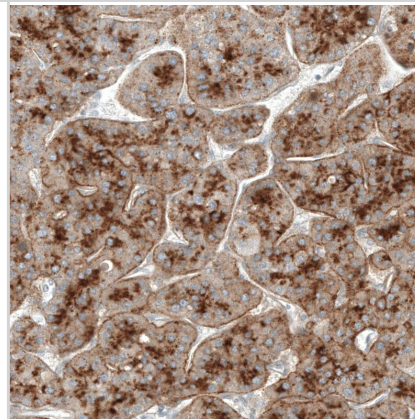
Analysis in human placenta and skeletal muscle tissues using NBP3-44385 antibody. Corresponding Glypican 3 RNA-seq data are presented for the same tissues.



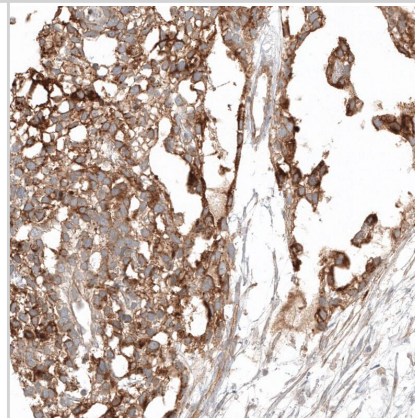
Staining of human kidney shows moderate membranous positivity in cells in tubules.



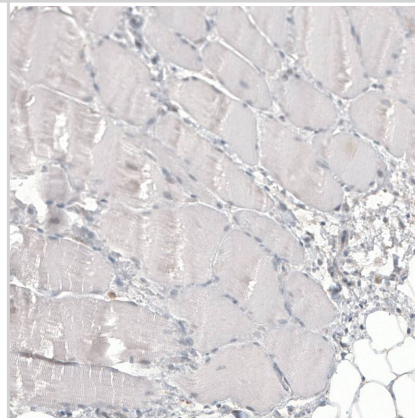
Staining of human liver cancer (hepatocellular carcinoma) shows moderate membranous positivity in tumor cells.



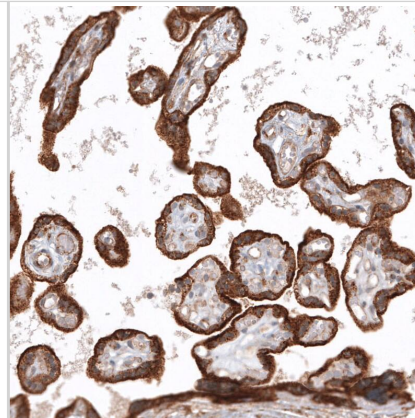
Staining of human ovarian cancer (yolk sack tumor) shows moderate membranous positivity in tumor cells.



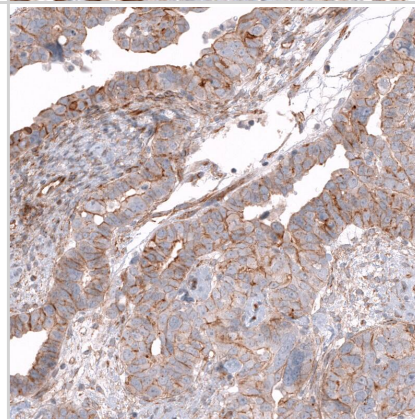
Staining of human skeletal muscle shows no positivity in myocytes as expected.



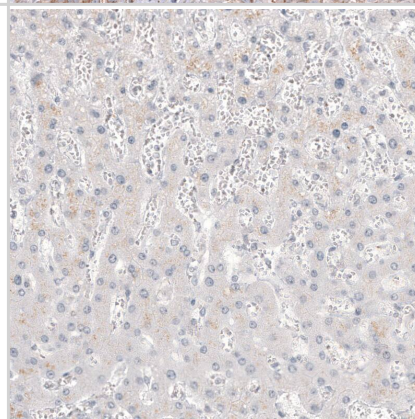
Staining of human placenta shows strong granular cytoplasmic positivity in trophoblastic cells.



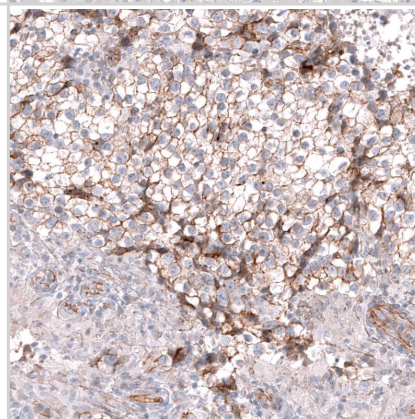
Staining of human ovarian cancer (papillary carcinoma) shows moderate membranous positivity in tumor cells.



Staining of human liver shows no positivity in hepatocytes as expected.



Staining of human testis cancer (seminoma) shows moderate membranous positivity in tumor cells.





### **Novus Biologicals USA**

10730 E. Briarwood Avenue  
Centennial, CO 80112  
USA  
Phone: 303.730.1950  
Toll Free: 1.888.506.6887  
Fax: 303.730.1966  
nb-customerservice@bio-techne.com

### **Bio-Techne Canada**

21 Canmotor Ave  
Toronto, ON M8Z 4E6  
Canada  
Phone: 905.827.6400  
Toll Free: 855.668.8722  
Fax: 905.827.6402  
canada.inquires@bio-techne.com

### **Bio-Techne Ltd**

19 Barton Lane  
Abingdon Science Park  
Abingdon, OX14 3NB, United Kingdom  
Phone: (44) (0) 1235 529449  
Free Phone: 0800 37 34 15  
Fax: (44) (0) 1235 533420  
info.EMEA@bio-techne.com

### **General Contact Information**

www.novusbio.com  
Technical Support: nb-technical@bio-techne.com  
Orders: nb-customerservice@bio-techne.com  
General: novus@novusbio.com

### **Products Related to NBP3-44385**

---

HAF007	Goat anti-Mouse IgG Secondary Antibody [HRP]
NB7539	Goat anti-Mouse IgG (H+L) Secondary Antibody [HRP]
NBP2-27231	Mouse IgG2b Isotype Control (MPC-11)
NBP1-85226PEP	Glypican 3 Recombinant Protein Antigen

---

### **Limitations**

This product is for research use only and is not approved for use in humans or in clinical diagnosis. Primary Antibodies are guaranteed for 1 year from date of receipt.

For more information on our 100% guarantee, please visit [www.novusbio.com/guarantee](http://www.novusbio.com/guarantee)

Earn gift cards/discounts by submitting a review: [www.novusbio.com/reviews/submit/NBP3-44385](http://www.novusbio.com/reviews/submit/NBP3-44385)

Earn gift cards/discounts by submitting a publication using this product:  
[www.novusbio.com/publications](http://www.novusbio.com/publications)

