

Product Datasheet

Chromogranin B Antibody (CL11404) - Azide and BSA Free NBP3-44183

Unit Size: 100 ug

Store at 4C short term. Aliquot and store at -20C long term. Avoid freeze-thaw cycles.

www.novusbio.com



technical@novusbio.com

Protocols, Publications, Related Products, Reviews, Research Tools and Images at:
www.novusbio.com/NBP3-44183

Updated 9/9/2025 v.20.1

Earn rewards for product
reviews and publications.

Submit a publication at www.novusbio.com/publications

Submit a review at www.novusbio.com/reviews/destination/NBP3-44183



NBP3-44183

Chromogranin B Antibody (CL11404) - Azide and BSA Free

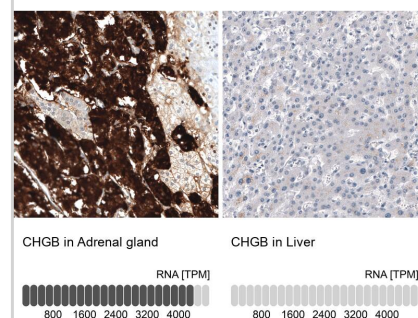
Product Information	
Unit Size	100 ug
Concentration	LYOPH mg/ml
Storage	Store at 4C short term. Aliquot and store at -20C long term. Avoid freeze-thaw cycles.
Clonality	Monoclonal
Clone	CL11404
Preservative	No Preservative
Reconstitution Instructions	Centrifuge the vial of lyophilized antibody at 12,000 x g for 20 seconds. Reconstitute by adding sterile, distilled water to achieve a final antibody concentration of 1mg/ml.
Isotype	IgG1
Purity	Protein A purified
Buffer	Lyophilized from a 0.2 um filtered solution in PBS with Trehalose

Product Description	
Description	Novus Biologicals Mouse Chromogranin B Antibody (CL11404) - Azide and BSA Free (NBP3-15119) is a monoclonal antibody validated for use in IHC and ICC/IF. All Novus Biologicals antibodies are covered by our 100% guarantee.
Host	Mouse
Gene ID	1114
Gene Symbol	CHGB
Species	Human
Immunogen	This antibody was generated using a recombinant protein sequence of P05060, with the exact immunogen sequence remaining proprietary.

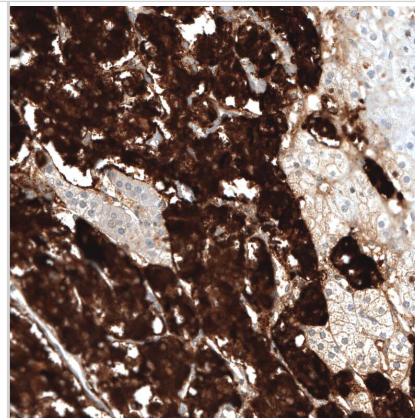
Product Application Details	
Applications	Immunohistochemistry-Paraffin, Immunocytochemistry/ Immunofluorescence
Recommended Dilutions	Immunocytochemistry/ Immunofluorescence 2-10 ug/ml, Immunohistochemistry-Paraffin 1:200 - 1:500
Application Notes	For IHC-Paraffin, HIER pH 6 retrieval is recommended. Immunocytochemistry/ Immunofluorescence/IF, PFA/Triton X-100 is recommended for fixation/permeabilization.

Images

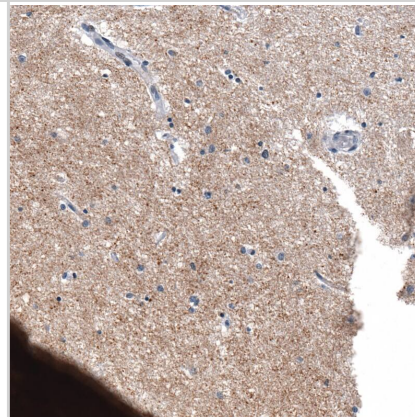
Analysis in human adrenal gland and liver tissues using NBP3-44183 antibody. Corresponding Chromogranin B RNA-seq data are presented for the same tissues.



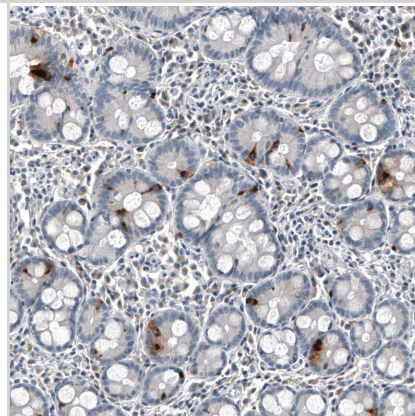
Staining of human adrenal gland shows strong cytoplasmic positivity in neuroendocrine cells.



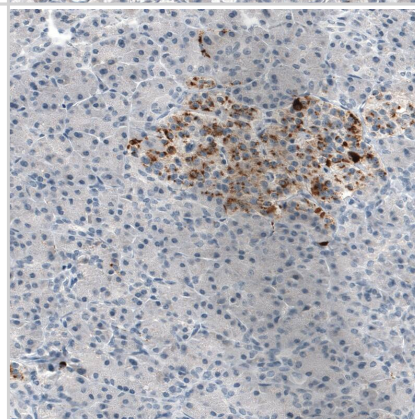
Staining of human cerebral cortex shows moderate cytoplasmic positivity in neuropil.



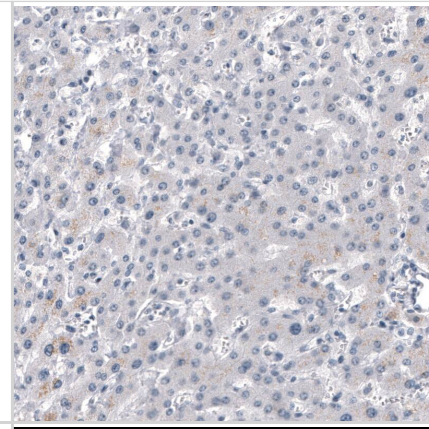
Staining of human duodenum shows moderate cytoplasmic positivity in glandular cells.



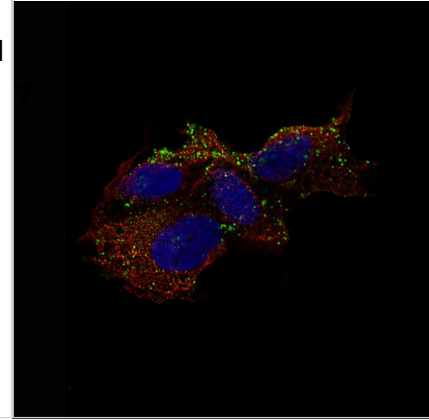
Staining of human pancreas shows moderate cytoplasmic positivity in islets of Langerhans.



Staining of human liver shows no positivity in hepatocytes as expected.



Staining of SH-SY5Y cells using the Anti-Chromogranin B monoclonal antibody, showing specific staining of vesicles in green. Microtubule- and nuclear probes are visualized in red and blue, respectively.





Novus Biologicals USA

10730 E. Briarwood Avenue
Centennial, CO 80112
USA
Phone: 303.730.1950
Toll Free: 1.888.506.6887
Fax: 303.730.1966
nb-customerservice@bio-techne.com

Bio-Techne Canada

21 Canmotor Ave
Toronto, ON M8Z 4E6
Canada
Phone: 905.827.6400
Toll Free: 855.668.8722
Fax: 905.827.6402
canada.inquires@bio-techne.com

Bio-Techne Ltd

19 Barton Lane
Abingdon Science Park
Abingdon, OX14 3NB, United Kingdom
Phone: (44) (0) 1235 529449
Free Phone: 0800 37 34 15
Fax: (44) (0) 1235 533420
info.EMEA@bio-techne.com

General Contact Information

www.novusbio.com
Technical Support: nb-technical@bio-techne.com
Orders: nb-customerservice@bio-techne.com
General: novus@novusbio.com

Products Related to NBP3-44183

HAF007	Goat anti-Mouse IgG Secondary Antibody [HRP]
NB7539	Goat anti-Mouse IgG (H+L) Secondary Antibody [HRP]
NBP1-97005-0.5mg	Mouse IgG1 Isotype Control (MG1)
H00001114-P01-10ug	Recombinant Human Chromogranin B GST (N-Term) Protein

Limitations

This product is for research use only and is not approved for use in humans or in clinical diagnosis. Primary Antibodies are guaranteed for 1 year from date of receipt.

For more information on our 100% guarantee, please visit www.novusbio.com/guarantee

Earn gift cards/discounts by submitting a review: www.novusbio.com/reviews/submit/NBP3-44183

Earn gift cards/discounts by submitting a publication using this product:
www.novusbio.com/publications

