

# Product Datasheet

## CDK5RAP2 Antibody (CL3392) - Azide and BSA Free NBP3-44094

Unit Size: 100 ug

Store at 4C short term. Aliquot and store at -20C long term. Avoid freeze-thaw cycles.

[www.novusbio.com](http://www.novusbio.com)



[technical@novusbio.com](mailto:technical@novusbio.com)

Protocols, Publications, Related Products, Reviews, Research Tools and Images at:  
[www.novusbio.com/NBP3-44094](http://www.novusbio.com/NBP3-44094)

Updated 9/9/2025 v.20.1

Earn rewards for product  
reviews and publications.

Submit a publication at [www.novusbio.com/publications](http://www.novusbio.com/publications)

Submit a review at [www.novusbio.com/reviews/destination/NBP3-44094](http://www.novusbio.com/reviews/destination/NBP3-44094)



**NBP3-44094**

CDK5RAP2 Antibody (CL3392) - Azide and BSA Free

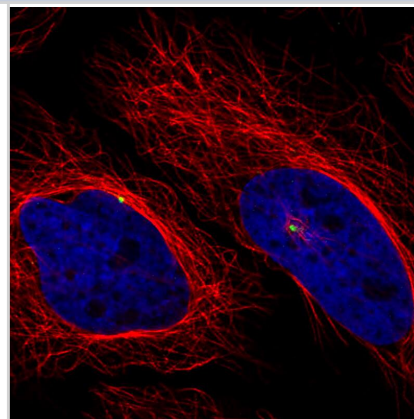
| Product Information         |  |
|-----------------------------|--|
| Unit Size                   | 100 ug   |
| Concentration               | LYOPH mg/ml  |
| Storage                     | Store at 4C short term. Aliquot and store at -20C long term. Avoid freeze-thaw cycles.   |
| Clonality                   | Monoclonal   |
| Clone                       | CL3392   |
| Preservative                | No Preservative  |
| Reconstitution Instructions | Centrifuge the vial of lyophilized antibody at 12,000 x g for 20 seconds. Reconstitute by adding sterile, distilled water to achieve a final antibody concentration of 1mg/ml. |
| Isotype                     | IgG1   |
| Purity                      | Protein A purified   |
| Buffer                      | Lyophilized from a 0.2 um filtered solution in PBS with Trehalose  |

| Product Description |  |
|---------------------|--|
| Description         | Novus Biologicals Mouse CDK5RAP2 Antibody (CL3392) - Azide and BSA Free (NBP2-59027) is a monoclonal antibody validated for use in IHC and ICC/IF. All Novus Biologicals antibodies are covered by our 100% guarantee. |
| Host                | Mouse  |
| Gene ID             | 55755  |
| Gene Symbol         | CDK5RAP2   |
| Species             | Human  |
| Immunogen           | This antibody was generated using a recombinant protein sequence of Q96SN8, with the exact immunogen sequence remaining proprietary.   |

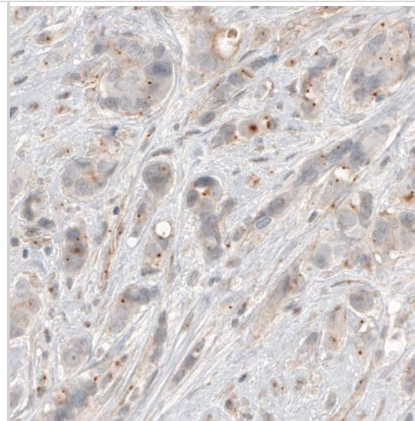
| Product Application Details |   |
|-----------------------------|---|
| Applications                | Immunohistochemistry-Paraffin, Immunocytochemistry/ Immunofluorescence  |
| Recommended Dilutions       | Immunocytochemistry/ Immunofluorescence 2-10 ug/ml, Immunohistochemistry-Paraffin 1:200 - 1:500   |
| Application Notes           | For IHC-Paraffin, HIER pH 6 retrieval is recommended. Immunocytochemistry/ Immunofluorescence/IF Fixation Permeabilization: Use PFA/Triton X-100. |

**Images**

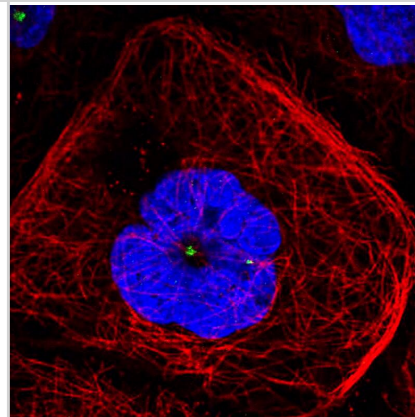
Staining of HeLa cells using the anti-CDK5RAP2 monoclonal antibody) .



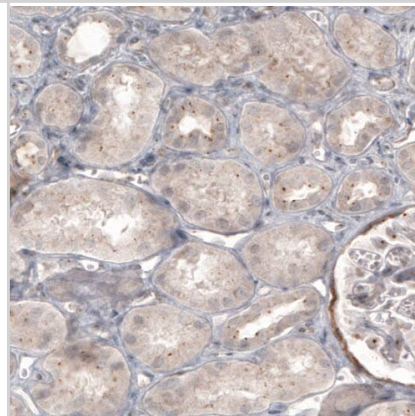
Staining of human breast cancer shows centrosome-like immunoreactivity in tumor cells.



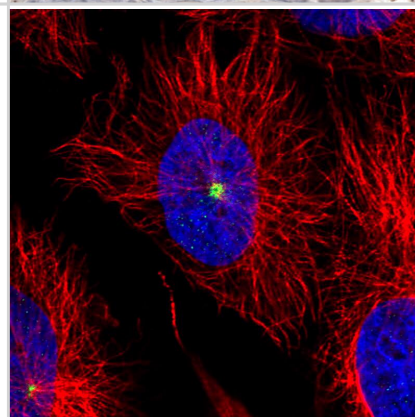
Staining of A431 cells using the anti-CDK5RAP2 monoclonal antibody) .



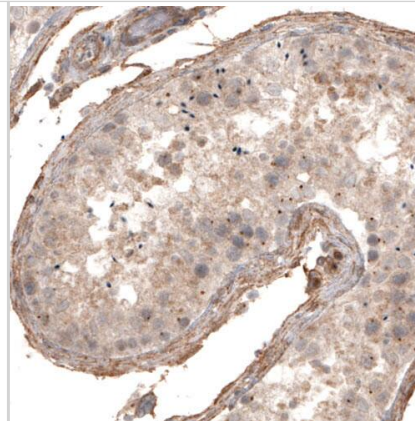
Staining of human kidney shows centrosome-like positivity in renal cells.



Staining of U251 cells using the anti-CDK5RAP2 monoclonal antibody) .



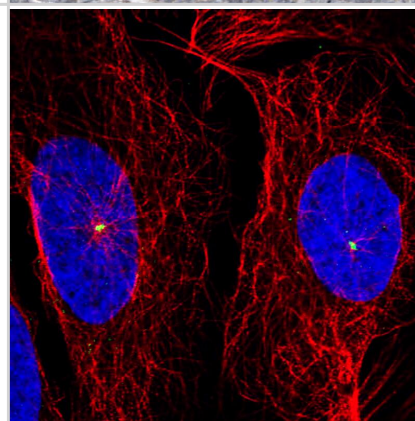
Staining of human testis shows centrosome-like immunoreactivity in a subset of seminiferous epithelium cells.



Staining of human tonsil shows centrosome-like positivity in lymphoid cells.



Staining of U2OS cells using the anti-CDK5RAP2 monoclonal antibody).





### **Novus Biologicals USA**

10730 E. Briarwood Avenue  
Centennial, CO 80112  
USA  
Phone: 303.730.1950  
Toll Free: 1.888.506.6887  
Fax: 303.730.1966  
nb-customerservice@bio-techne.com

### **Bio-Techne Canada**

21 Canmotor Ave  
Toronto, ON M8Z 4E6  
Canada  
Phone: 905.827.6400  
Toll Free: 855.668.8722  
Fax: 905.827.6402  
canada.inquires@bio-techne.com

### **Bio-Techne Ltd**

19 Barton Lane  
Abingdon Science Park  
Abingdon, OX14 3NB, United Kingdom  
Phone: (44) (0) 1235 529449  
Free Phone: 0800 37 34 15  
Fax: (44) (0) 1235 533420  
info.EMEA@bio-techne.com

### **General Contact Information**

www.novusbio.com  
Technical Support: nb-technical@bio-techne.com  
Orders: nb-customerservice@bio-techne.com  
General: novus@novusbio.com

### **Products Related to NBP3-44094**

---

|                  |  |
|------------------|--|
| HAF007           | Goat anti-Mouse IgG Secondary Antibody [HRP]       |
| NB7539           | Goat anti-Mouse IgG (H+L) Secondary Antibody [HRP] |
| NBP1-97005-0.5mg | Mouse IgG1 Isotype Control (MG1)                   |
| NBP2-59027PEP    | CDK5RAP2 Recombinant Protein Antigen               |

---

### **Limitations**

This product is for research use only and is not approved for use in humans or in clinical diagnosis. Primary Antibodies are guaranteed for 1 year from date of receipt.

For more information on our 100% guarantee, please visit [www.novusbio.com/guarantee](http://www.novusbio.com/guarantee)

Earn gift cards/discounts by submitting a review: [www.novusbio.com/reviews/submit/NBP3-44094](http://www.novusbio.com/reviews/submit/NBP3-44094)

Earn gift cards/discounts by submitting a publication using this product:  
[www.novusbio.com/publications](http://www.novusbio.com/publications)

