

Product Datasheet

CTCF Antibody (CL0304) - Azide and BSA Free NBP3-44025

Unit Size: 100 ug

Store at 4C short term. Aliquot and store at -20C long term. Avoid freeze-thaw cycles.

www.novusbio.com



technical@novusbio.com

Protocols, Publications, Related Products, Reviews, Research Tools and Images at:
www.novusbio.com/NBP3-44025

Updated 9/9/2025 v.20.1

Earn rewards for product
reviews and publications.

Submit a publication at www.novusbio.com/publications

Submit a review at www.novusbio.com/reviews/destination/NBP3-44025



NBP3-44025

CTCF Antibody (CL0304) - Azide and BSA Free

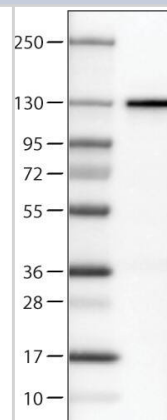
Product Information	
Unit Size	100 ug
Concentration	LYOPH mg/ml
Storage	Store at 4C short term. Aliquot and store at -20C long term. Avoid freeze-thaw cycles.
Clonality	Monoclonal
Clone	CL0304
Preservative	No Preservative
Reconstitution Instructions	Centrifuge the vial of lyophilized antibody at 12,000 x g for 20 seconds. Reconstitute by adding sterile, distilled water to achieve a final antibody concentration of 1mg/ml.
Isotype	IgG2a
Purity	Protein A purified
Buffer	Lyophilized from a 0.2 um filtered solution in PBS with Trehalose

Product Description	
Description	Novus Biologicals Mouse CTCF Antibody (CL0304) - Azide and BSA Free (NBP2-52909) is a monoclonal antibody validated for use in IHC, WB and ICC/IF. All Novus Biologicals antibodies are covered by our 100% guarantee.
Host	Mouse
Gene ID	10664
Gene Symbol	CTCF
Species	Human
Immunogen	This antibody was generated using a recombinant protein sequence of P49711, with the exact immunogen sequence remaining proprietary.

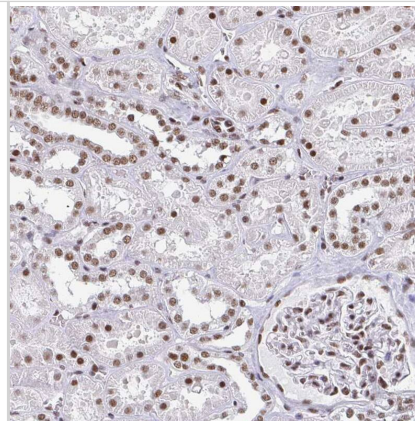
Product Application Details	
Applications	Western Blot, Immunohistochemistry-Paraffin, Immunocytochemistry/Immunofluorescence
Recommended Dilutions	Western Blot 1 ug/ml, Immunocytochemistry/ Immunofluorescence 2-10 ug/ml, Immunohistochemistry-Paraffin 1:1000 - 1:2500
Application Notes	For IHC-Paraffin, HIER pH 6 retrieval is recommended. Immunocytochemistry/Immunofluorescence/IF Fixation/Permeabilization: PFA/Triton X-100.

Images

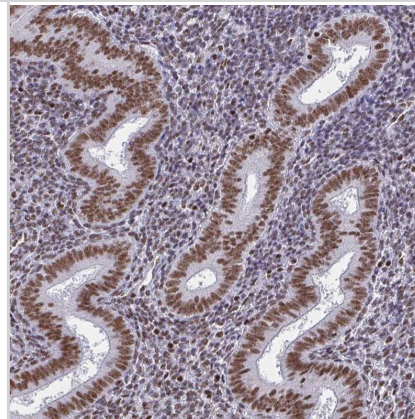
Lane 1: Marker [kDa]
Lane 2: Human cell line U-251 MG



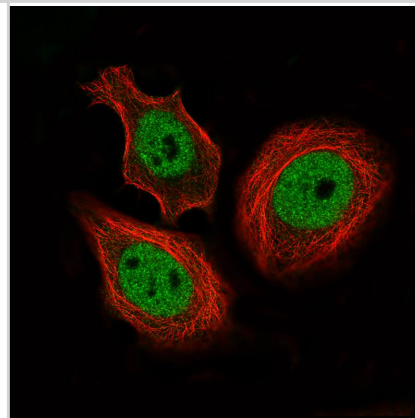
Staining of human kidney shows moderate to strong nuclear positivity in cells in tubules and glomeruli.



Staining of human endometrium shows moderate to strong nuclear positivity in glandular and stromal cells.



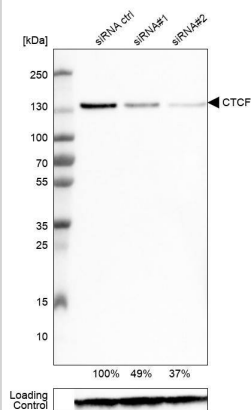
Staining of MCF7 cells using the Anti-CTCF monoclonal antibody).



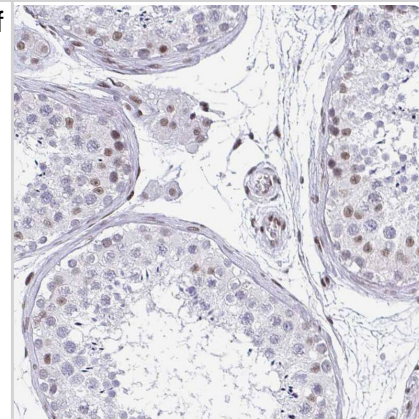
Staining of human small intestine shows moderate nuclear positivity in glandular cells.



Analysis in U-251MG cells transfected with control siRNA, target specific siRNA probe #1 and #2, using Anti-CTCF antibody. Remaining relative intensity is presented. Loading control: Anti-GAPDH.



Staining of human testis shows moderate nuclear positivity in a subset of cells in seminiferous ducts.





Novus Biologicals USA

10730 E. Briarwood Avenue
Centennial, CO 80112
USA
Phone: 303.730.1950
Toll Free: 1.888.506.6887
Fax: 303.730.1966
nb-customerservice@bio-techne.com

Bio-Techne Canada

21 Canmotor Ave
Toronto, ON M8Z 4E6
Canada
Phone: 905.827.6400
Toll Free: 855.668.8722
Fax: 905.827.6402
canada.inquires@bio-techne.com

Bio-Techne Ltd

19 Barton Lane
Abingdon Science Park
Abingdon, OX14 3NB, United Kingdom
Phone: (44) (0) 1235 529449
Free Phone: 0800 37 34 15
Fax: (44) (0) 1235 533420
info.EMEA@bio-techne.com

General Contact Information

www.novusbio.com
Technical Support: nb-technical@bio-techne.com
Orders: nb-customerservice@bio-techne.com
General: novus@novusbio.com

Products Related to NBP3-44025

NBP2-33376H	Blue Marker Antibody (6F4-F6) [HRP]
HAF007	Goat anti-Mouse IgG Secondary Antibody [HRP]
NB7539	Goat anti-Mouse IgG (H+L) Secondary Antibody [HRP]
NBP1-96778	Mouse IgG2a Isotype Control (M2A)

Limitations

This product is for research use only and is not approved for use in humans or in clinical diagnosis. Primary Antibodies are guaranteed for 1 year from date of receipt.

For more information on our 100% guarantee, please visit www.novusbio.com/guarantee

Earn gift cards/discounts by submitting a review: www.novusbio.com/reviews/submit/NBP3-44025

Earn gift cards/discounts by submitting a publication using this product:
www.novusbio.com/publications

