

Product Datasheet

HMG-CoA Reductase/HMGCR Antibody (CL0260) - Azide and BSA Free NBP3-43933

Unit Size: 100 ug

Store at 4C short term. Aliquot and store at -20C long term. Avoid freeze-thaw cycles.

www.novusbio.com



technical@novusbio.com

Protocols, Publications, Related Products, Reviews, Research Tools and Images at:
www.novusbio.com/NBP3-43933

Updated 9/9/2025 v.20.1

Earn rewards for product
reviews and publications.

Submit a publication at www.novusbio.com/publications

Submit a review at www.novusbio.com/reviews/destination/NBP3-43933



NBP3-43933

HMG-CoA Reductase/HMGCR Antibody (CL0260) - Azide and BSA Free

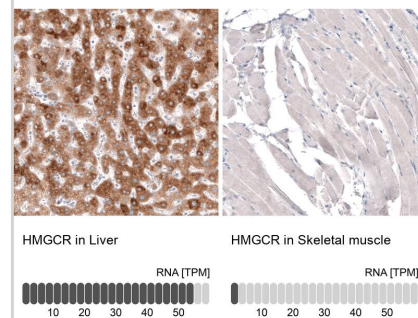
| Product Information | |
|-----------------------------|--|
| Unit Size | 100 ug |
| Concentration | LYOPH mg/ml |
| Storage | Store at 4C short term. Aliquot and store at -20C long term. Avoid freeze-thaw cycles. |
| Clonality | Monoclonal |
| Clone | CL0260 |
| Preservative | No Preservative |
| Reconstitution Instructions | Centrifuge the vial of lyophilized antibody at 12,000 x g for 20 seconds. Reconstitute by adding sterile, distilled water to achieve a final antibody concentration of 1mg/ml. |
| Isotype | IgG1 |
| Purity | Protein A purified |
| Buffer | Lyophilized from a 0.2 um filtered solution in PBS with Trehalose |

| Product Description | |
|---------------------|---|
| Description | Novus Biologicals Mouse HMG-CoA Reductase/HMGCR Antibody (CL0260) - Azide and BSA Free (NBP2-61617) is a monoclonal antibody validated for use in IHC and WB. All Novus Biologicals antibodies are covered by our 100% guarantee. |
| Host | Mouse |
| Gene ID | 3156 |
| Gene Symbol | HMGCR |
| Species | Human |
| Immunogen | This antibody was generated using a recombinant protein sequence of P04035, with the exact immunogen sequence remaining proprietary. |

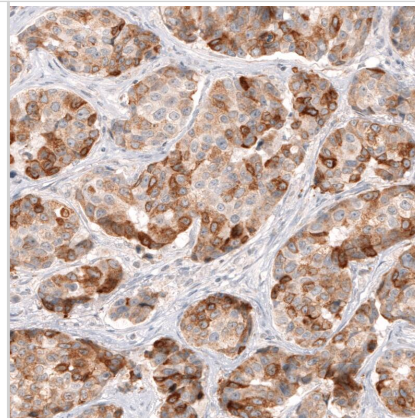
| Product Application Details | |
|-----------------------------|---|
| Applications | Western Blot, Immunohistochemistry-Paraffin |
| Recommended Dilutions | Western Blot 1 ug/ml, Immunohistochemistry-Paraffin 1:20 - 1:50 |
| Application Notes | IHC-Paraffin HIER pH6 retrieval is recommended. |

Images

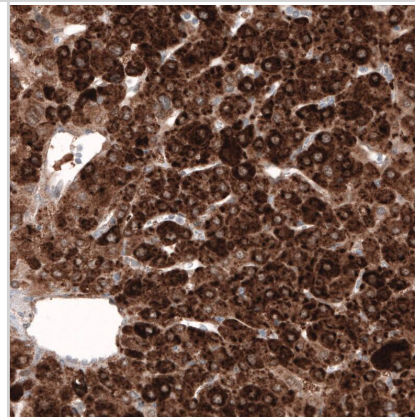
Analysis in human liver and skeletal muscle tissues using NBP3-43933 antibody. Corresponding HMG-CoA Reductase/HMGCR RNA-seq data are presented for the same tissues.



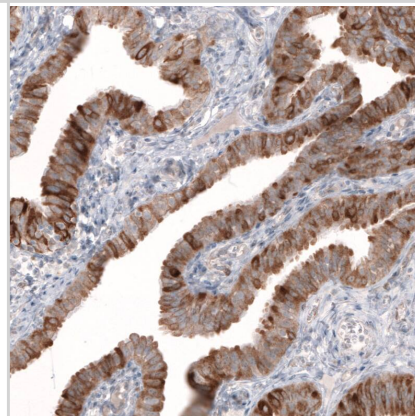
Staining of human breast cancer shows moderate to strong cytoplasmic positivity in tumor cells.



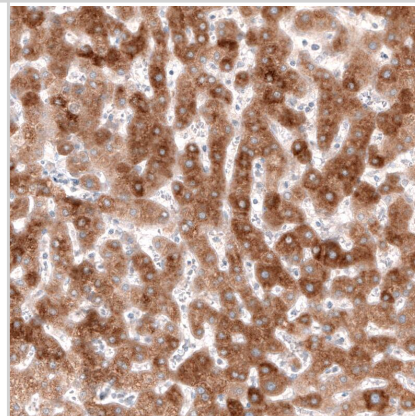
Staining of human liver cancer shows strong cytoplasmic positivity in tumor cells.



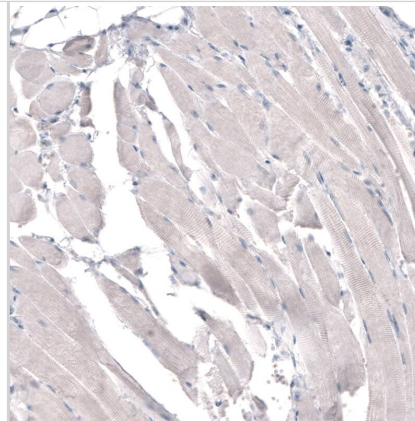
Staining of human fallopian tube shows moderate to strong cytoplasmic positivity in glandular cells.




Staining of human liver shows moderate cytoplasmic positivity in hepatocytes.



Staining of human skeletal muscle shows no positivity in myocytes as expected.



Analysis in MCF-7 cells transfected with control siRNA, target specific siRNA probe #1 and #2, using Anti-HMG-CoA Reductase/HMGCR antibody. Remaining relative intensity is presented. Loading control: Anti-GAPDH.





Novus Biologicals USA

10730 E. Briarwood Avenue
Centennial, CO 80112
USA
Phone: 303.730.1950
Toll Free: 1.888.506.6887
Fax: 303.730.1966
nb-customerservice@bio-techne.com

Bio-Techne Canada

21 Canmotor Ave
Toronto, ON M8Z 4E6
Canada
Phone: 905.827.6400
Toll Free: 855.668.8722
Fax: 905.827.6402
canada.inquires@bio-techne.com

Bio-Techne Ltd

19 Barton Lane
Abingdon Science Park
Abingdon, OX14 3NB, United Kingdom
Phone: (44) (0) 1235 529449
Free Phone: 0800 37 34 15
Fax: (44) (0) 1235 533420
info.EMEA@bio-techne.com

General Contact Information

www.novusbio.com
Technical Support: nb-technical@bio-techne.com
Orders: nb-customerservice@bio-techne.com
General: novus@novusbio.com

Products Related to NBP3-43933

| | |
|------------------|--|
| NBP2-33376H | Blue Marker Antibody (6F4-F6) [HRP] |
| HAF007 | Goat anti-Mouse IgG Secondary Antibody [HRP] |
| NB7539 | Goat anti-Mouse IgG (H+L) Secondary Antibody [HRP] |
| NBP1-97005-0.5mg | Mouse IgG1 Isotype Control (MG1) |

Limitations

This product is for research use only and is not approved for use in humans or in clinical diagnosis. Primary Antibodies are guaranteed for 1 year from date of receipt.

For more information on our 100% guarantee, please visit www.novusbio.com/guarantee

Earn gift cards/discounts by submitting a review: www.novusbio.com/reviews/submit/NBP3-43933

Earn gift cards/discounts by submitting a publication using this product:
www.novusbio.com/publications

