

Product Datasheet

VGLUT1 Antibody (CL2754) - Azide and BSA Free NBP3-43811

Unit Size: 100 ug

Store at 4C short term. Aliquot and store at -20C long term. Avoid freeze-thaw cycles.

www.novusbio.com



technical@novusbio.com

Protocols, Publications, Related Products, Reviews, Research Tools and Images at:
www.novusbio.com/NBP3-43811

Updated 9/9/2025 v.20.1

Earn rewards for product
reviews and publications.

Submit a publication at www.novusbio.com/publications

Submit a review at www.novusbio.com/reviews/destination/NBP3-43811



NBP3-43811

VGLUT1 Antibody (CL2754) - Azide and BSA Free

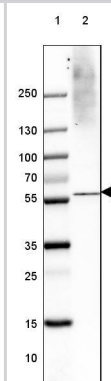
Product Information	
Unit Size	100 ug
Concentration	LYOPH mg/ml
Storage	Store at 4C short term. Aliquot and store at -20C long term. Avoid freeze-thaw cycles.
Clonality	Monoclonal
Clone	CL2754
Preservative	No Preservative
Reconstitution Instructions	Centrifuge the vial of lyophilized antibody at 12,000 x g for 20 seconds. Reconstitute by adding sterile, distilled water to achieve a final antibody concentration of 1mg/ml.
Isotype	IgG2b
Purity	Protein A purified
Buffer	Lyophilized from a 0.2 um filtered solution in PBS with Trehalose

Product Description	
Description	Novus Biologicals Mouse VGLUT1 Antibody (CL2754) - Azide and BSA Free (NBP2-46627) is a monoclonal antibody validated for use in IHC and WB. All Novus Biologicals antibodies are covered by our 100% guarantee.
Host	Mouse
Gene ID	57030
Gene Symbol	SLC17A7
Species	Human, Mouse, Rat
Immunogen	This antibody was generated using a recombinant protein sequence of Q9P2U7, with the exact immunogen sequence remaining proprietary.

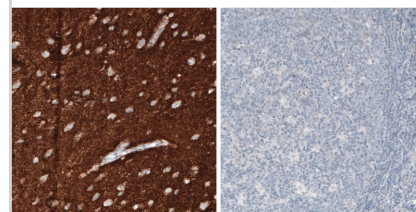
Product Application Details	
Applications	Western Blot, Immunohistochemistry-Paraffin
Recommended Dilutions	Western Blot 1 ug/ml, Immunohistochemistry-Paraffin 1:5000 - 1:10000
Application Notes	For IHC-Paraffin, HIER pH 6 retrieval is recommended.

Images

Lane 1: Marker [kDa] 250, 130, 100, 70, 55, 35, 25, 15, 10
 Lane 2: Human Cerebral Cortex tissue

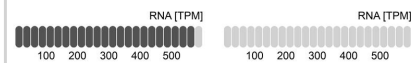


Analysis in human cerebral cortex and tonsil tissues using NBP3-43811 antibody. Corresponding VGLUT1 RNA-seq data are presented for the same tissues.

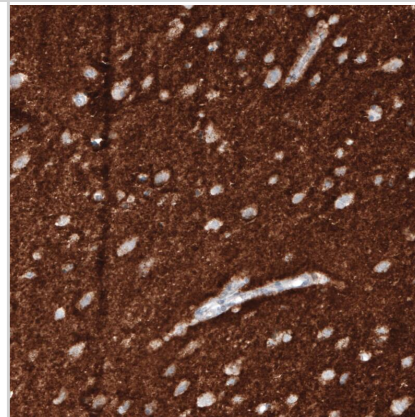


VGLUT1 in Cerebral cortex

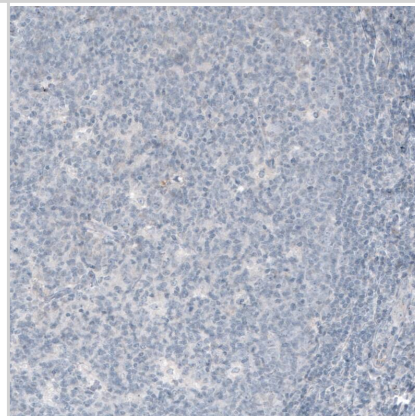
VGLUT1 in Tonsil



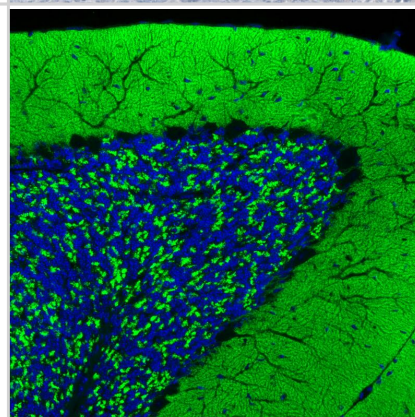
Staining of human cerebral cortex shows strong positivity in neuropil.



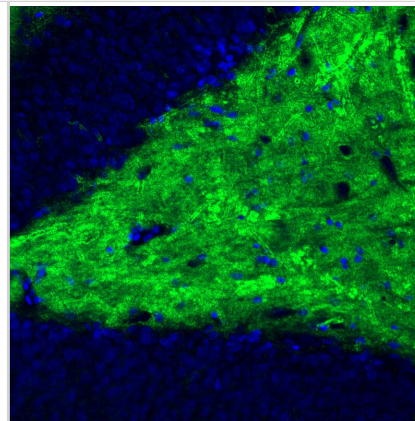
Staining of human tonsil shows no positivity in lymphoid cells as expected.



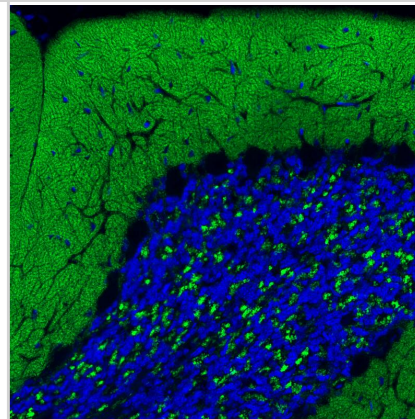
Staining of mouse brain shows strong positivity in glutamatergic fibers in the molecular and granular layers of the cerebellum.



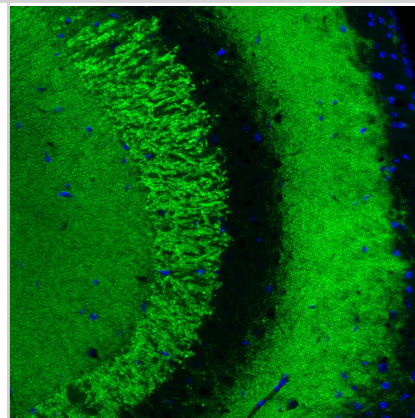
Staining of rat brain shows strong positivity in glutamatergic fibers in the polymorph layer of dentate gyrus.



Staining of rat brain shows strong positivity in glutamatergic processes in the molecular and granular layers of cerebellum.



Staining of mouse hippocampus shows strong positivity in glutamatergic fibers in the CA2 layer.





Novus Biologicals USA

10730 E. Briarwood Avenue
Centennial, CO 80112
USA
Phone: 303.730.1950
Toll Free: 1.888.506.6887
Fax: 303.730.1966
nb-customerservice@bio-techne.com

Bio-Techne Canada

21 Canmotor Ave
Toronto, ON M8Z 4E6
Canada
Phone: 905.827.6400
Toll Free: 855.668.8722
Fax: 905.827.6402
canada.inquires@bio-techne.com

Bio-Techne Ltd

19 Barton Lane
Abingdon Science Park
Abingdon, OX14 3NB, United Kingdom
Phone: (44) (0) 1235 529449
Free Phone: 0800 37 34 15
Fax: (44) (0) 1235 533420
info.EMEA@bio-techne.com

General Contact Information

www.novusbio.com
Technical Support: nb-technical@bio-techne.com
Orders: nb-customerservice@bio-techne.com
General: novus@novusbio.com

Products Related to NBP3-43811

NBP2-33376H	Blue Marker Antibody (6F4-F6) [HRP]
HAF007	Goat anti-Mouse IgG Secondary Antibody [HRP]
NB7539	Goat anti-Mouse IgG (H+L) Secondary Antibody [HRP]
NBP2-27231	Mouse IgG2b Isotype Control (MPC-11)

Limitations

This product is for research use only and is not approved for use in humans or in clinical diagnosis. Primary Antibodies are guaranteed for 1 year from date of receipt.

For more information on our 100% guarantee, please visit www.novusbio.com/guarantee

Earn gift cards/discounts by submitting a review: www.novusbio.com/reviews/submit/NBP3-43811

Earn gift cards/discounts by submitting a publication using this product:
www.novusbio.com/publications

