

Product Datasheet

POU3F3 Antibody (CL15302) - BSA Free NBP3-43659-100ul

Unit Size: 100 ul

Store at 4C short term. Aliquot and store at -20C long term. Avoid freeze-thaw cycles.

www.novusbio.com



technical@novusbio.com

Protocols, Publications, Related Products, Reviews, Research Tools and Images at:
www.novusbio.com/NBP3-43659

Updated 1/5/2026 v.20.1

Earn rewards for product
reviews and publications.

Submit a publication at www.novusbio.com/publications

Submit a review at www.novusbio.com/reviews/destination/NBP3-43659



NBP3-43659-100ul

POU3F3 Antibody (CL15302) - BSA Free

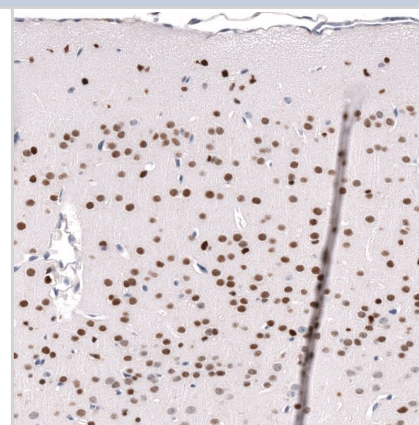
Product Information	
Unit Size	100 ul
Concentration	1 mg/ml
Storage	Store at 4C short term. Aliquot and store at -20C long term. Avoid freeze-thaw cycles.
Clonality	Monoclonal
Clone	CL15302
Preservative	0.02% Sodium Azide
Isotype	IgG1
Purity	Protein A purified
Buffer	PBS, pH 7.2, 40% glycerol

Product Description	
Description	Novus Biologicals Mouse POU3F3 Antibody (CL15302) [Unconjugated] - BSA Free (NBP3-43659) is a monoclonal antibody validated for use in IHC, WB and ICC/IF. All Novus Biologicals antibodies are covered by our 100% guarantee.
Host	Mouse
Gene ID	5455
Gene Symbol	POU3F3
Species	Human, Mouse, Rat
Immunogen	This antibody was generated using a synthetic peptide of P20264, with the exact immunogen sequence remaining proprietary.

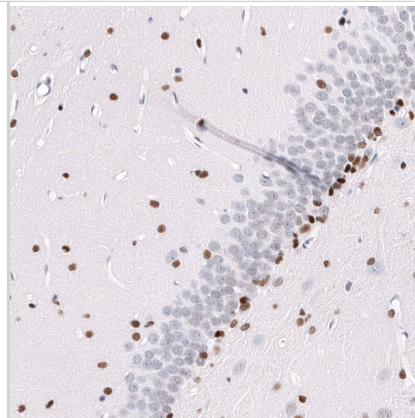
Product Application Details	
Applications	Western Blot, Immunohistochemistry-Paraffin, Immunocytochemistry/Immunofluorescence, Immunohistochemistry
Recommended Dilutions	Western Blot 1 ug/ml, Immunohistochemistry 1:1000-1:2500, Immunocytochemistry/ Immunofluorescence 2-10 ug/ml, Immunohistochemistry-Paraffin 1:1000-1:2500
Application Notes	For IHC-Paraffin, HIER pH 6 retrieval is recommended. ICC/IF Fixation Permeabilization: Use PFA/Triton X-100.

Images

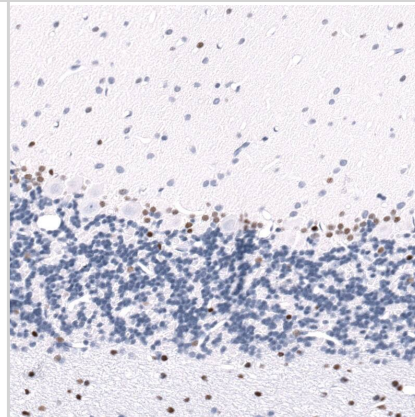
Staining of mouse cerebral cortex shows strong nuclear positivity in neurons.



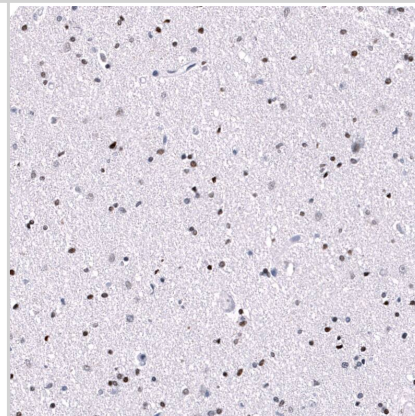
Staining of rat hippocampus shows moderate to strong nuclear positivity in a subset of neurons.



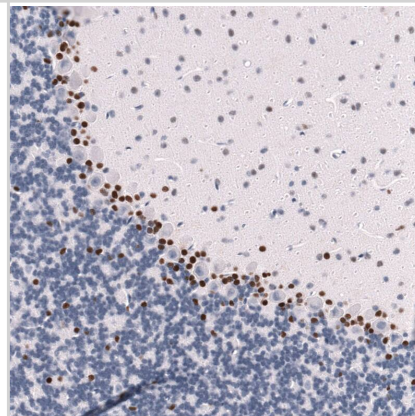
Staining of rat cerebellum shows moderate to strong nuclear positivity in a subset of neurons.



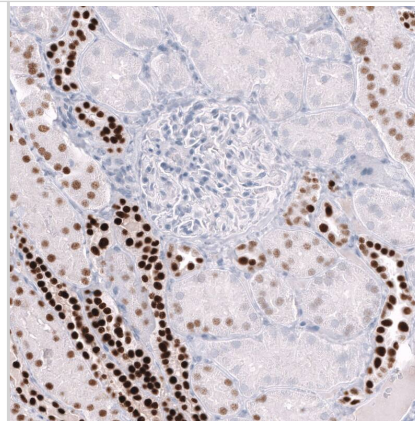
Staining of human cerebral cortex shows moderate to strong nuclear positivity in neurons and glial cells.



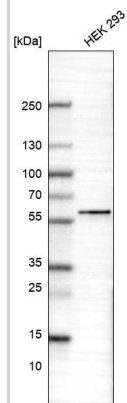
Staining of mouse cerebellum shows strong nuclear positivity in a subset of neurons.



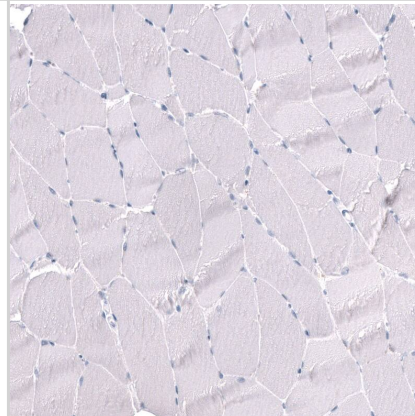
Staining of human kidney shows moderate to strong nuclear positivity in cells in tubules.



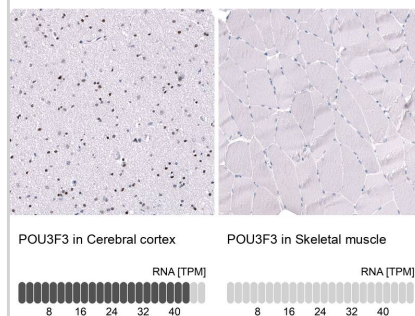
Analysis in human cell line HEK 293.



Staining of human skeletal muscle shows no positivity in myocytes as expected.



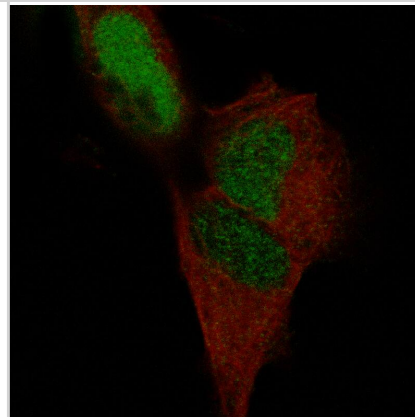
Analysis in human cerebral cortex and skeletal muscle tissues using NBP3-43659 antibody. Corresponding POU3F3 RNA-seq data are presented for the same tissues.



Staining of human liver shows no positivity in hepatocytes as expected.



Staining in SH-SY5Y cell line with POU3F3 monoclonal antibody, showing specific staining of nucleoplasm in green. Microtubule- and nuclear probes are visualized in red and blue respectively (where available).





Novus Biologicals USA

10730 E. Briarwood Avenue
Centennial, CO 80112
USA
Phone: 303.730.1950
Toll Free: 1.888.506.6887
Fax: 303.730.1966
nb-customerservice@bio-techne.com

Bio-Techne Canada

21 Canmotor Ave
Toronto, ON M8Z 4E6
Canada
Phone: 905.827.6400
Toll Free: 855.668.8722
Fax: 905.827.6402
canada.inquires@bio-techne.com

Bio-Techne Ltd

19 Barton Lane
Abingdon Science Park
Abingdon, OX14 3NB, United Kingdom
Phone: (44) (0) 1235 529449
Free Phone: 0800 37 34 15
Fax: (44) (0) 1235 533420
info.EMEA@bio-techne.com

General Contact Information

www.novusbio.com
Technical Support: nb-technical@bio-techne.com
Orders: nb-customerservice@bio-techne.com
General: novus@novusbio.com

Products Related to NBP3-43659-100ul

NBP2-33376H	Blue Marker Antibody (6F4-F6) [HRP]
HAF007	Goat anti-Mouse IgG Secondary Antibody [HRP]
NB7539	Goat anti-Mouse IgG (H+L) Secondary Antibody [HRP]
NBP1-97005-0.5mg	Mouse IgG1 Isotype Control (MG1)

Limitations

This product is for research use only and is not approved for use in humans or in clinical diagnosis. Primary Antibodies are guaranteed for 1 year from date of receipt.

For more information on our 100% guarantee, please visit www.novusbio.com/guarantee

Earn gift cards/discounts by submitting a review: www.novusbio.com/reviews/submit/NBP3-43659

Earn gift cards/discounts by submitting a publication using this product:
www.novusbio.com/publications

