

# Product Datasheet

## U2AF35 Antibody (1E9) - BSA Free NBP3-43059

Unit Size: 100 ug

Store at -20C. Avoid freeze-thaw cycles.

[www.novusbio.com](http://www.novusbio.com)



[technical@novusbio.com](mailto:technical@novusbio.com)

Protocols, Publications, Related Products, Reviews, Research Tools and Images at:  
[www.novusbio.com/NBP3-43059](http://www.novusbio.com/NBP3-43059)

Updated 9/9/2025 v.20.1

Earn rewards for product  
reviews and publications.

Submit a publication at [www.novusbio.com/publications](http://www.novusbio.com/publications)

Submit a review at [www.novusbio.com/reviews/destination/NBP3-43059](http://www.novusbio.com/reviews/destination/NBP3-43059)



**NBP3-43059**

U2AF35 Antibody (1E9) - BSA Free

| Product Information            |   |
|--------------------------------|---|
| <b>Unit Size</b>               | 100 ug  |
| <b>Concentration</b>           | Please see the vial label for concentration. If unlisted please contact technical services. |
| <b>Storage</b>                 | Store at -20C. Avoid freeze-thaw cycles.  |
| <b>Clonality</b>               | Monoclonal  |
| <b>Clone</b>                   | 1E9   |
| <b>Preservative</b>            | 0.02% Sodium Azide  |
| <b>Isotype</b>                 | IgG1  |
| <b>Purity</b>                  | Protein A or G purified   |
| <b>Buffer</b>                  | PBS (pH 7.3), 50% glycerol  |
| <b>Target Molecular Weight</b> | 38 kDa  |

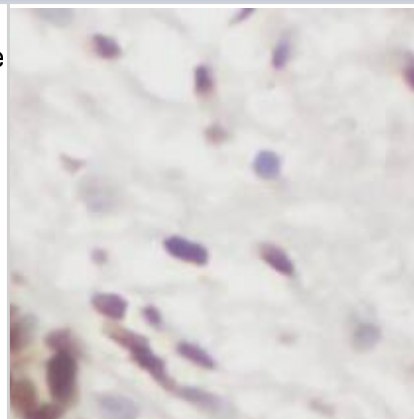
| Product Description |  |
|---------------------|--|
| <b>Description</b>  | Novus Biologicals Mouse U2AF35 Antibody (1E9) - BSA Free (NBP3-43059) is a monoclonal antibody validated for use in IHC, WB, ELISA and IP. All Novus Biologicals antibodies are covered by our 100% guarantee. |
| <b>Host</b>         | Mouse  |
| <b>Gene ID</b>      | 7307   |
| <b>Gene Symbol</b>  | U2AF1  |
| <b>Species</b>      | Human  |
| <b>Immunogen</b>    | U2 small nuclear RNA auxiliary factor 1 - (Uniprot# Q01081)  |

| Product Application Details  |   |
|------------------------------|---|
| <b>Applications</b>          | Western Blot, ELISA, Immunohistochemistry, Immunoprecipitation  |
| <b>Recommended Dilutions</b> | Western Blot 1:500 - 1:5000, ELISA, Immunohistochemistry 1:20 - 1:200, Immunoprecipitation 1:200 - 1:2000 |

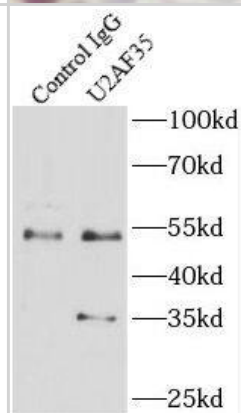


## Images

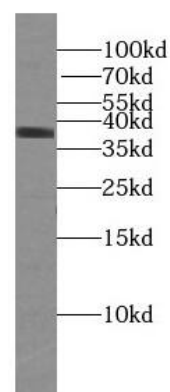
Immunohistochemistry: U2AF35 Antibody (1E9) [NBP3-43059] - Immunohistochemistry of paraffin-embedded human breast cancer tissue slide using (U2AF35 Antibody) at dilution of 1:50



Immunoprecipitation: U2AF35 Antibody (1E9) [NBP3-43059] - IP Result of anti-U2AF35 (IP:FNab09138, 3ug; Detection:FNab09138 1:500) with HeLa cells lysate 3000ug.



Western Blot: U2AF35 Antibody (1E9) [NBP3-43059] - HeLa cells were subjected to SDS PAGE followed by western blot with (U2AF35 Antibody) at dilution of 1:1000





### **Novus Biologicals USA**

10730 E. Briarwood Avenue  
Centennial, CO 80112  
USA  
Phone: 303.730.1950  
Toll Free: 1.888.506.6887  
Fax: 303.730.1966  
nb-customerservice@bio-techne.com

### **Bio-Techne Canada**

21 Canmotor Ave  
Toronto, ON M8Z 4E6  
Canada  
Phone: 905.827.6400  
Toll Free: 855.668.8722  
Fax: 905.827.6402  
canada.inquires@bio-techne.com

### **Bio-Techne Ltd**

19 Barton Lane  
Abingdon Science Park  
Abingdon, OX14 3NB, United Kingdom  
Phone: (44) (0) 1235 529449  
Free Phone: 0800 37 34 15  
Fax: (44) (0) 1235 533420  
info.EMEA@bio-techne.com

### **General Contact Information**

www.novusbio.com  
Technical Support: nb-technical@bio-techne.com  
Orders: nb-customerservice@bio-techne.com  
General: novus@novusbio.com

### **Products Related to NBP3-43059**

---

|                  |  |
|------------------|--|
| NBP2-33376H      | Blue Marker Antibody (6F4-F6) [HRP]                |
| HAF007           | Goat anti-Mouse IgG Secondary Antibody [HRP]       |
| NB7539           | Goat anti-Mouse IgG (H+L) Secondary Antibody [HRP] |
| NBP1-97005-0.5mg | Mouse IgG1 Isotype Control (MG1)                   |

---

### **Limitations**

This product is for research use only and is not approved for use in humans or in clinical diagnosis. Primary Antibodies are guaranteed for 1 year from date of receipt.

For more information on our 100% guarantee, please visit [www.novusbio.com/guarantee](http://www.novusbio.com/guarantee)

Earn gift cards/discounts by submitting a review: [www.novusbio.com/reviews/submit/NBP3-43059](http://www.novusbio.com/reviews/submit/NBP3-43059)

Earn gift cards/discounts by submitting a publication using this product:  
[www.novusbio.com/publications](http://www.novusbio.com/publications)

