

Product Datasheet

transgelin 2 Antibody (7D0) - BSA Free NBP3-43050

Unit Size: 100 ug

Store at -20C. Avoid freeze-thaw cycles.

www.novusbio.com



technical@novusbio.com

Protocols, Publications, Related Products, Reviews, Research Tools and Images at:
www.novusbio.com/NBP3-43050

Updated 9/9/2025 v.20.1

Earn rewards for product
reviews and publications.

Submit a publication at www.novusbio.com/publications

Submit a review at www.novusbio.com/reviews/destination/NBP3-43050



NBP3-43050

transgelin 2 Antibody (7D0) - BSA Free

Product Information	
Unit Size	100 ug
Concentration	Please see the vial label for concentration. If unlisted please contact technical services.
Storage	Store at -20C. Avoid freeze-thaw cycles.
Clonality	Monoclonal
Clone	7D0
Preservative	0.02% Sodium Azide
Isotype	IgG1
Purity	Protein A or G purified
Buffer	PBS (pH 7.3), 50% glycerol
Target Molecular Weight	22 kDa


Product Description	
Description	Novus Biologicals Mouse transgelin 2 Antibody (7D0) - BSA Free (NBP3-43050) is a monoclonal antibody validated for use in IHC, WB, ELISA and IP. All Novus Biologicals antibodies are covered by our 100% guarantee.
Host	Mouse
Gene ID	8407
Gene Symbol	TAGLN2
Species	Human, Mouse
Immunogen	transgelin 2 - (Uniprot# P37802)

Product Application Details	
Applications	Western Blot, ELISA, Immunohistochemistry, Immunoprecipitation
Recommended Dilutions	Western Blot 1:500 - 1:5000, ELISA, Immunohistochemistry 1:20 - 1:200, Immunoprecipitation 1:500 - 1:5000

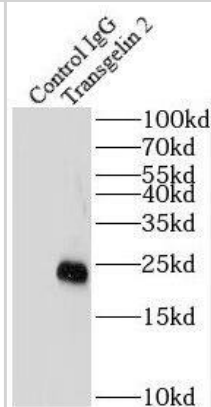


Images

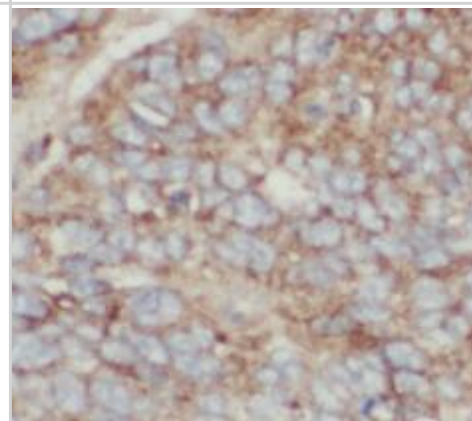
Western Blot: transgeline 2 Antibody (7D0) [NBP3-43050] - K-562 cells were subjected to SDS PAGE followed by western blot with (transgeline 2 antibody) at dilution of 1:1000



Immunoprecipitation: transgeline 2 Antibody (7D0) [NBP3-43050] - IP Result of anti-Transgeline 2 (IP:FNab08933, 4ug; Detection:FNab08933 1:1000) with HEK-293 cells lysate 1000ug.



Immunohistochemistry: transgeline 2 Antibody (7D0) [NBP3-43050] - Immunohistochemistry of paraffin-embedded human colon cancer tissue slide using (transgeline 2 Antibody) at dilution of 1:50





Novus Biologicals USA

10730 E. Briarwood Avenue
Centennial, CO 80112
USA
Phone: 303.730.1950
Toll Free: 1.888.506.6887
Fax: 303.730.1966
nb-customerservice@bio-techne.com

Bio-Techne Canada

21 Canmotor Ave
Toronto, ON M8Z 4E6
Canada
Phone: 905.827.6400
Toll Free: 855.668.8722
Fax: 905.827.6402
canada.inquires@bio-techne.com

Bio-Techne Ltd

19 Barton Lane
Abingdon Science Park
Abingdon, OX14 3NB, United Kingdom
Phone: (44) (0) 1235 529449
Free Phone: 0800 37 34 15
Fax: (44) (0) 1235 533420
info.EMEA@bio-techne.com

General Contact Information

www.novusbio.com
Technical Support: nb-technical@bio-techne.com
Orders: nb-customerservice@bio-techne.com
General: novus@novusbio.com

Products Related to NBP3-43050

NBP2-33376H	Blue Marker Antibody (6F4-F6) [HRP]
HAF007	Goat anti-Mouse IgG Secondary Antibody [HRP]
NB7539	Goat anti-Mouse IgG (H+L) Secondary Antibody [HRP]
NBP1-97005-0.5mg	Mouse IgG1 Isotype Control (MG1)

Limitations

This product is for research use only and is not approved for use in humans or in clinical diagnosis. Primary Antibodies are guaranteed for 1 year from date of receipt.

For more information on our 100% guarantee, please visit www.novusbio.com/guarantee

Earn gift cards/discounts by submitting a review: www.novusbio.com/reviews/submit/NBP3-43050

Earn gift cards/discounts by submitting a publication using this product:
www.novusbio.com/publications

