

Product Datasheet

Septin-2 Antibody (8H4) - BSA Free NBP3-43032

Unit Size: 100 ug

Store at -20C. Avoid freeze-thaw cycles.

www.novusbio.com



technical@novusbio.com

Protocols, Publications, Related Products, Reviews, Research Tools and Images at:
www.novusbio.com/NBP3-43032

Updated 9/9/2025 v.20.1

Earn rewards for product
reviews and publications.

Submit a publication at www.novusbio.com/publications

Submit a review at www.novusbio.com/reviews/destination/NBP3-43032



NBP3-43032

Septin-2 Antibody (8H4) - BSA Free

| Product Information | |
|--------------------------------|---|
| Unit Size | 100 ug |
| Concentration | Please see the vial label for concentration. If unlisted please contact technical services. |
| Storage | Store at -20C. Avoid freeze-thaw cycles. |
| Clonality | Monoclonal |
| Clone | 8H4 |
| Preservative | 0.02% Sodium Azide |
| Isotype | IgG1 |
| Purity | Protein A or G purified |
| Buffer | PBS (pH 7.3), 50% glycerol |
| Target Molecular Weight | 43 kDa |

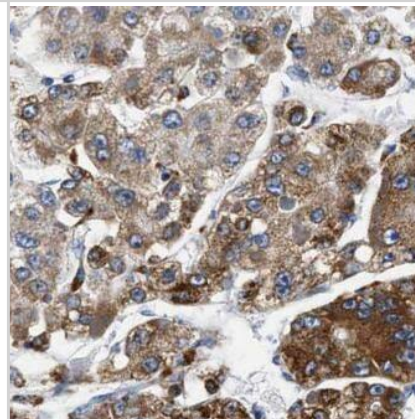
| Product Description | |
|---------------------|--|
| Description | Novus Biologicals Mouse Septin-2 Antibody (8H4) - BSA Free (NBP3-43032) is a monoclonal antibody validated for use in IHC, WB, ELISA and ICC/IF. All Novus Biologicals antibodies are covered by our 100% guarantee. |
| Host | Mouse |
| Gene ID | 4735 |
| Gene Symbol | SEPTIN2 |
| Species | Human, Mouse, Rat |
| Immunogen | septin 2 - (Uniprot# Q15019) |

| Product Application Details | |
|------------------------------|--|
| Applications | Western Blot, ELISA, Immunocytochemistry/ Immunofluorescence, Immunohistochemistry |
| Recommended Dilutions | Western Blot 1:20000 - 1:200000, ELISA, Immunohistochemistry 1:50 - 1:2000, Immunocytochemistry/ Immunofluorescence 1:20 - 1:200 |

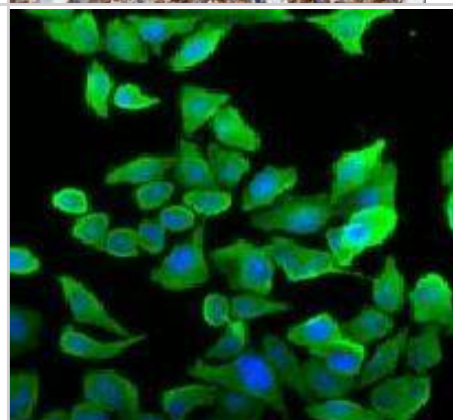


Images


Immunohistochemistry: Septin-2 Antibody (8H4) [NBP3-43032] - Immunohistochemistry of paraffin-embedded human liver cancer tissue slide using (Septin-2 Antibody) at dilution of 1:800



Immunocytochemistry/ Immunofluorescence: Septin-2 Antibody (8H4) [NBP3-43032] - Immunofluorescence analysis of U2OS cells using Septin-2 antibody (FNab07722). Blue: DAPI for nuclear staining.



Western Blot: Septin-2 Antibody (8H4) [NBP3-43032] - HEK-293 cells were subjected to SDS PAGE followed by western blot with (Septin-2 Antibody) at 1:8000.





Novus Biologicals USA

10730 E. Briarwood Avenue
Centennial, CO 80112
USA
Phone: 303.730.1950
Toll Free: 1.888.506.6887
Fax: 303.730.1966
nb-customerservice@bio-techne.com

Bio-Techne Canada

21 Canmotor Ave
Toronto, ON M8Z 4E6
Canada
Phone: 905.827.6400
Toll Free: 855.668.8722
Fax: 905.827.6402
canada.inquires@bio-techne.com

Bio-Techne Ltd

19 Barton Lane
Abingdon Science Park
Abingdon, OX14 3NB, United Kingdom
Phone: (44) (0) 1235 529449
Free Phone: 0800 37 34 15
Fax: (44) (0) 1235 533420
info.EMEA@bio-techne.com

General Contact Information

www.novusbio.com
Technical Support: nb-technical@bio-techne.com
Orders: nb-customerservice@bio-techne.com
General: novus@novusbio.com

Products Related to NBP3-43032

| | |
|------------------|--|
| NBP2-33376H | Blue Marker Antibody (6F4-F6) [HRP] |
| HAF007 | Goat anti-Mouse IgG Secondary Antibody [HRP] |
| NB7539 | Goat anti-Mouse IgG (H+L) Secondary Antibody [HRP] |
| NBP1-97005-0.5mg | Mouse IgG1 Isotype Control (MG1) |

Limitations

This product is for research use only and is not approved for use in humans or in clinical diagnosis. Primary Antibodies are guaranteed for 1 year from date of receipt.

For more information on our 100% guarantee, please visit www.novusbio.com/guarantee

Earn gift cards/discounts by submitting a review: www.novusbio.com/reviews/submit/NBP3-43032

Earn gift cards/discounts by submitting a publication using this product:
www.novusbio.com/publications

