

# Product Datasheet

## IFT88 Antibody (2B2) - BSA Free NBP3-42984

Unit Size: 100 ug

Store at -20C. Avoid freeze-thaw cycles.

[www.novusbio.com](http://www.novusbio.com)



[technical@novusbio.com](mailto:technical@novusbio.com)

Protocols, Publications, Related Products, Reviews, Research Tools and Images at:  
[www.novusbio.com/NBP3-42984](http://www.novusbio.com/NBP3-42984)

Updated 9/9/2025 v.20.1

Earn rewards for product  
reviews and publications.

Submit a publication at [www.novusbio.com/publications](http://www.novusbio.com/publications)

Submit a review at [www.novusbio.com/reviews/destination/NBP3-42984](http://www.novusbio.com/reviews/destination/NBP3-42984)



**NBP3-42984**

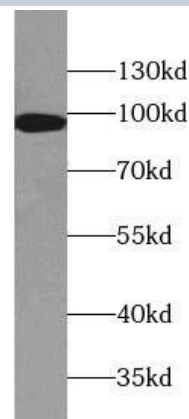
IFT88 Antibody (2B2) - BSA Free

<b>Product Information</b>	
<b>Unit Size</b>	100 ug
<b>Concentration</b>	Please see the vial label for concentration. If unlisted please contact technical services.
<b>Storage</b>	Store at -20C. Avoid freeze-thaw cycles.
<b>Clonality</b>	Monoclonal
<b>Clone</b>	2B2
<b>Preservative</b>	0.02% Sodium Azide
<b>Isotype</b>	IgG1
<b>Purity</b>	Protein A or G purified
<b>Buffer</b>	PBS (pH 7.3), 50% glycerol
<b>Product Description</b>	
<b>Description</b>	Novus Biologicals Mouse IFT88 Antibody (2B2) - BSA Free (NBP3-42984) is a monoclonal antibody validated for use in WB and ELISA. All Novus Biologicals antibodies are covered by our 100% guarantee.
<b>Host</b>	Mouse
<b>Gene ID</b>	8100
<b>Gene Symbol</b>	IFT88
<b>Species</b>	Human, Mouse, Rat
<b>Immunogen</b>	intraflagellar transport 88 homolog(Chlamydomonas) - (Uniprot# Q13099)
<b>Product Application Details</b>	
<b>Applications</b>	Western Blot, ELISA
<b>Recommended Dilutions</b>	Western Blot 1:500 - 1:5000 Immunoprecipitation 1:200 - 1:2000 Immunohistochemistry 1:20 - 1:200, ELISA

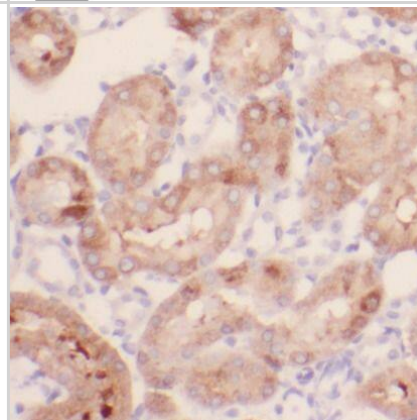


**Images**

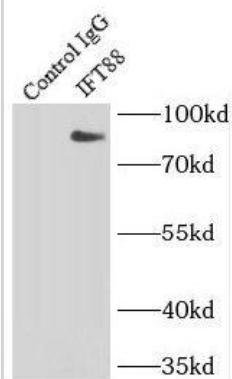
Western Blot: IFT88 Antibody (2B2) [NBP3-42984] - NCCIT cell were subjected to SDS PAGE followed by western blot with (IFT88 Antibody) at dilution of 1:4000



Immunohistochemistry: IFT88 Antibody (2B2) [NBP3-42984] - Immunohistochemistry of paraffin-embedded human kidney using (IFT88 antibody) at dilution of 1:50



Immunoprecipitation: IFT88 Antibody (2B2) [NBP3-42984] - IP Result of anti-IFT88 (IP:FNab04165, 5ug; Detection:FNab04165 1:800) with PC-3 cells lysate 1040ug.





### **Novus Biologicals USA**

10730 E. Briarwood Avenue  
Centennial, CO 80112  
USA  
Phone: 303.730.1950  
Toll Free: 1.888.506.6887  
Fax: 303.730.1966  
nb-customerservice@bio-techne.com

### **Bio-Techne Canada**

21 Canmotor Ave  
Toronto, ON M8Z 4E6  
Canada  
Phone: 905.827.6400  
Toll Free: 855.668.8722  
Fax: 905.827.6402  
canada.inquires@bio-techne.com

### **Bio-Techne Ltd**

19 Barton Lane  
Abingdon Science Park  
Abingdon, OX14 3NB, United Kingdom  
Phone: (44) (0) 1235 529449  
Free Phone: 0800 37 34 15  
Fax: (44) (0) 1235 533420  
info.EMEA@bio-techne.com

### **General Contact Information**

www.novusbio.com  
Technical Support: nb-technical@bio-techne.com  
Orders: nb-customerservice@bio-techne.com  
General: novus@novusbio.com

### **Products Related to NBP3-42984**

---

NBP2-33376H	Blue Marker Antibody (6F4-F6) [HRP]
HAF007	Goat anti-Mouse IgG Secondary Antibody [HRP]
NB7539	Goat anti-Mouse IgG (H+L) Secondary Antibody [HRP]
NBP1-97005-0.5mg	Mouse IgG1 Isotype Control (MG1)

---

### **Limitations**

This product is for research use only and is not approved for use in humans or in clinical diagnosis. Primary Antibodies are guaranteed for 1 year from date of receipt.

For more information on our 100% guarantee, please visit [www.novusbio.com/guarantee](http://www.novusbio.com/guarantee)

Earn gift cards/discounts by submitting a review: [www.novusbio.com/reviews/submit/NBP3-42984](http://www.novusbio.com/reviews/submit/NBP3-42984)

Earn gift cards/discounts by submitting a publication using this product:  
[www.novusbio.com/publications](http://www.novusbio.com/publications)

