

# Product Datasheet

## ECCHS1 Antibody (1H0) - BSA Free NBP3-42960

Unit Size: 100 ug

Store at -20C. Avoid freeze-thaw cycles.

[www.novusbio.com](http://www.novusbio.com)



[technical@novusbio.com](mailto:technical@novusbio.com)

Protocols, Publications, Related Products, Reviews, Research Tools and Images at:  
[www.novusbio.com/NBP3-42960](http://www.novusbio.com/NBP3-42960)

Updated 9/9/2025 v.20.1

Earn rewards for product  
reviews and publications.

Submit a publication at [www.novusbio.com/publications](http://www.novusbio.com/publications)

Submit a review at [www.novusbio.com/reviews/destination/NBP3-42960](http://www.novusbio.com/reviews/destination/NBP3-42960)



**NBP3-42960**


ECHS1 Antibody (1H0) - BSA Free

Product Information	
<b>Unit Size</b>	100 ug
<b>Concentration</b>	Please see the vial label for concentration. If unlisted please contact technical services.
<b>Storage</b>	Store at -20C. Avoid freeze-thaw cycles.
<b>Clonality</b>	Monoclonal
<b>Clone</b>	1H0
<b>Preservative</b>	0.02% Sodium Azide
<b>Isotype</b>	IgG1
<b>Purity</b>	Protein A or G purified
<b>Buffer</b>	PBS (pH 7.3), 50% glycerol
<b>Target Molecular Weight</b>	31 kDa
Product Description	
<b>Description</b>	Novus Biologicals Mouse ECHS1 Antibody (1H0) - BSA Free (NBP3-42960) is a monoclonal antibody validated for use in IHC, WB, ELISA, ICC/IF and IP. All Novus Biologicals antibodies are covered by our 100% guarantee.
<b>Host</b>	Mouse
<b>Gene ID</b>	1892
<b>Gene Symbol</b>	ECHS1
<b>Species</b>	Human
<b>Immunogen</b>	enoyl Coenzyme A hydratase, short chain, 1, mitochondrial - (Uniprot# P30084)
Product Application Details	
<b>Applications</b>	Western Blot, ELISA, Immunocytochemistry/ Immunofluorescence, Immunohistochemistry, Immunoprecipitation
<b>Recommended Dilutions</b>	Western Blot 1:2000 - 1:20000, ELISA, Immunohistochemistry 1:50 - 1:1000, Immunocytochemistry/ Immunofluorescence 1:20 - 1:200, Immunoprecipitation 1:500 - 1:2000

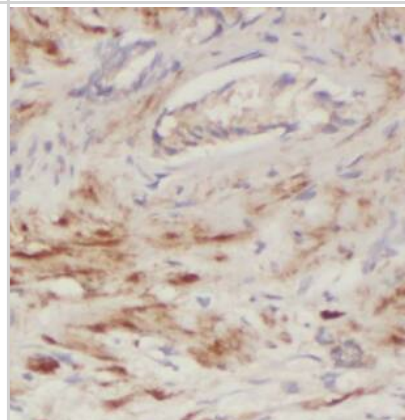


**Images**

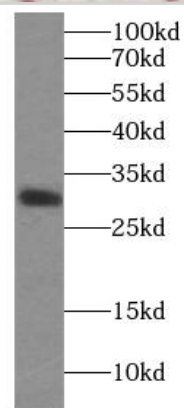
Immunoprecipitation: ECHS1 Antibody (1H0) [NBP3-42960] - IP Result of anti-ECHS1 (IP:FNab02624, 3ug; Detection:FNab02624 1:500) with PC-3 cells lysate 3000ug.



Immunohistochemistry: ECHS1 Antibody (1H0) [NBP3-42960] - Immunohistochemistry of paraffin-embedded human prostate cancer tissue slide using (ECHS1 Antibody) at dilution of 1:50



Western Blot: ECHS1 Antibody (1H0) [NBP3-42960] - HepG2 cells were subjected to SDS PAGE followed by western blot with (ECHS1 antibody) at dilution of 1:1000





### **Novus Biologicals USA**

10730 E. Briarwood Avenue  
Centennial, CO 80112  
USA  
Phone: 303.730.1950  
Toll Free: 1.888.506.6887  
Fax: 303.730.1966  
nb-customerservice@bio-techne.com

### **Bio-Techne Canada**

21 Canmotor Ave  
Toronto, ON M8Z 4E6  
Canada  
Phone: 905.827.6400  
Toll Free: 855.668.8722  
Fax: 905.827.6402  
canada.inquires@bio-techne.com

### **Bio-Techne Ltd**

19 Barton Lane  
Abingdon Science Park  
Abingdon, OX14 3NB, United Kingdom  
Phone: (44) (0) 1235 529449  
Free Phone: 0800 37 34 15  
Fax: (44) (0) 1235 533420  
info.EMEA@bio-techne.com

### **General Contact Information**

www.novusbio.com  
Technical Support: nb-technical@bio-techne.com  
Orders: nb-customerservice@bio-techne.com  
General: novus@novusbio.com

### **Products Related to NBP3-42960**

---

NBP2-33376H	Blue Marker Antibody (6F4-F6) [HRP]
HAF007	Goat anti-Mouse IgG Secondary Antibody [HRP]
NB7539	Goat anti-Mouse IgG (H+L) Secondary Antibody [HRP]
NBP1-97005-0.5mg	Mouse IgG1 Isotype Control (MG1)

---

### **Limitations**

This product is for research use only and is not approved for use in humans or in clinical diagnosis. Primary Antibodies are guaranteed for 1 year from date of receipt.

For more information on our 100% guarantee, please visit [www.novusbio.com/guarantee](http://www.novusbio.com/guarantee)

Earn gift cards/discounts by submitting a review: [www.novusbio.com/reviews/submit/NBP3-42960](http://www.novusbio.com/reviews/submit/NBP3-42960)

Earn gift cards/discounts by submitting a publication using this product:  
[www.novusbio.com/publications](http://www.novusbio.com/publications)

