

Product Datasheet

Cathepsin V Antibody - BSA Free NBP3-42366

Unit Size: 100 ul

Store at 4C short term. Aliquot and store at -20C long term. Avoid freeze-thaw cycles.

www.novusbio.com



technical@novusbio.com

Protocols, Publications, Related Products, Reviews, Research Tools and Images at:
www.novusbio.com/NBP3-42366

Updated 9/9/2025 v.20.1

Earn rewards for product
reviews and publications.

Submit a publication at www.novusbio.com/publications

Submit a review at www.novusbio.com/reviews/destination/NBP3-42366




NBP3-42366**Cathepsin V Antibody - BSA Free**

Product Information	
Unit Size	100 ul
Concentration	0.5 mg/ml
Storage	Store at 4C short term. Aliquot and store at -20C long term. Avoid freeze-thaw cycles.
Clonality	Polyclonal
Preservative	0.05% Proclin 300
Purity	Antigen and protein A Affinity-purified
Buffer	0.01M PBS, pH7.4, 50% glycerol
Product Description	
Description	Novus Biologicals Rabbit Cathepsin V Antibody - BSA Free (NBP3-42366) is a polyclonal antibody validated for use in IHC and WB. All Novus Biologicals antibodies are covered by our 100% guarantee.
Host	Rabbit
Gene ID	1515
Gene Symbol	CTSV
Species	Human
Immunogen	Immunogen sequence: Gly64-Val334 (Uniprot#: O60911)
Product Application Details	
Applications	Western Blot, Immunohistochemistry-Paraffin, Immunohistochemistry
Recommended Dilutions	Western Blot 0.01-3ug/mL, Immunohistochemistry 5-30ug/mL, Immunohistochemistry-Paraffin 5-30ug/mL

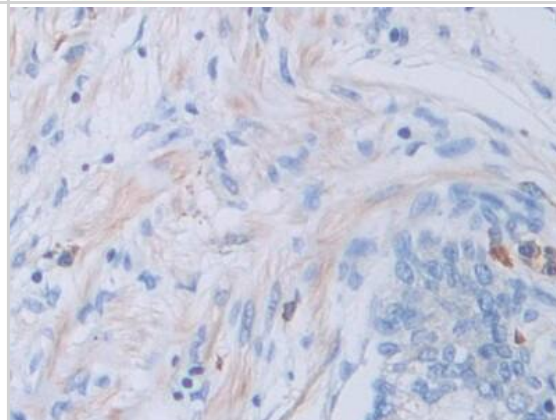


Images

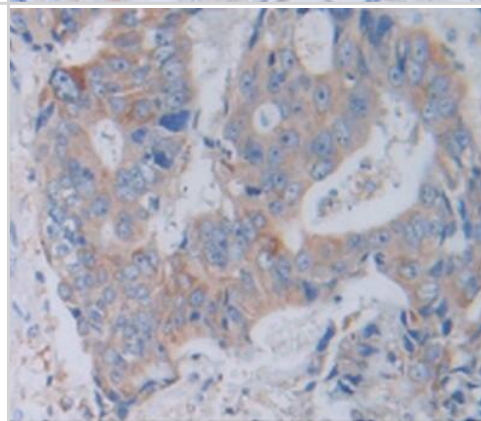
Western Blot: Cathepsin V Antibody [NBP3-42366] - Sample: Recombinant protein.



Immunohistochemistry-Paraffin: Cathepsin V Antibody [NBP3-42366] - DAB staining on IHC-P; Samples: Human Prostate Tissue; Primary Ab: 30ug/ml NBP3-42366; Second Ab: 2ug/mL HRP-Linked Caprine Anti-Rabbit IgG Polyclonal Antibody



Immunohistochemistry-Paraffin: Cathepsin V Antibody [NBP3-42366] - DAB staining on IHC-P; Samples: Human Rectum Cancer Tissue





Novus Biologicals USA

10730 E. Briarwood Avenue
Centennial, CO 80112
USA
Phone: 303.730.1950
Toll Free: 1.888.506.6887
Fax: 303.730.1966
nb-customerservice@bio-techne.com

Bio-Techne Canada

21 Canmotor Ave
Toronto, ON M8Z 4E6
Canada
Phone: 905.827.6400
Toll Free: 855.668.8722
Fax: 905.827.6402
canada.inquires@bio-techne.com

Bio-Techne Ltd

19 Barton Lane
Abingdon Science Park
Abingdon, OX14 3NB, United Kingdom
Phone: (44) (0) 1235 529449
Free Phone: 0800 37 34 15
Fax: (44) (0) 1235 533420
info.EMEA@bio-techne.com

General Contact Information

www.novusbio.com
Technical Support: nb-technical@bio-techne.com
Orders: nb-customerservice@bio-techne.com
General: novus@novusbio.com

Products Related to NBP3-42366

NBP2-33376H	Blue Marker Antibody (6F4-F6) [HRP]
HAF008	Goat anti-Rabbit IgG Secondary Antibody [HRP]
NB7160	Goat anti-Rabbit IgG (H+L) Secondary Antibody [HRP]
236-EG-200	EGF [Unconjugated]

Limitations

This product is for research use only and is not approved for use in humans or in clinical diagnosis. Primary Antibodies are guaranteed for 1 year from date of receipt.

For more information on our 100% guarantee, please visit www.novusbio.com/guarantee

Earn gift cards/discounts by submitting a review: www.novusbio.com/reviews/submit/NBP3-42366

Earn gift cards/discounts by submitting a publication using this product:
www.novusbio.com/publications

