

# Product Datasheet

## Fibulin 1 Antibody (C12) - BSA Free NBP3-42195

Unit Size: 100 ul

Store at 4C short term. Aliquot and store at -20C long term. Avoid freeze-thaw cycles.

[www.novusbio.com](http://www.novusbio.com)



[technical@novusbio.com](mailto:technical@novusbio.com)

Protocols, Publications, Related Products, Reviews, Research Tools and Images at:  
[www.novusbio.com/NBP3-42195](http://www.novusbio.com/NBP3-42195)

Updated 9/9/2025 v.20.1

Earn rewards for product  
reviews and publications.

Submit a publication at [www.novusbio.com/publications](http://www.novusbio.com/publications)

Submit a review at [www.novusbio.com/reviews/destination/NBP3-42195](http://www.novusbio.com/reviews/destination/NBP3-42195)



**NBP3-42195**

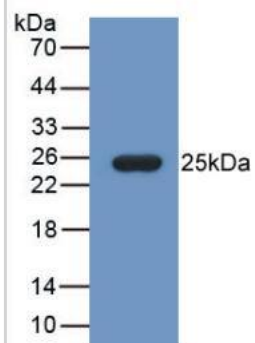
Fibulin 1 Antibody (C12) - BSA Free

Product Information	
<b>Unit Size</b>	100 ul
<b>Concentration</b>	1 mg/ml
<b>Storage</b>	Store at 4C short term. Aliquot and store at -20C long term. Avoid freeze-thaw cycles.
<b>Clonality</b>	Monoclonal
<b>Clone</b>	C12
<b>Preservative</b>	0.05% Proclin 300
<b>Isotype</b>	IgG2b Kappa
<b>Purity</b>	Protein A or G purified
<b>Buffer</b>	0.01M PBS, pH7.4, 50% glycerol
Product Description	
<b>Description</b>	Novus Biologicals Mouse Fibulin 1 Antibody (C12) - BSA Free (NBP3-42195) is a monoclonal antibody validated for use in IHC, WB and ICC/IF. All Novus Biologicals antibodies are covered by our 100% guarantee.
<b>Host</b>	Mouse
<b>Gene ID</b>	2192
<b>Gene Symbol</b>	FBLN1
<b>Species</b>	Mouse, Rat
<b>Immunogen</b>	Immunized with recombinant Mouse Fibulin 1 (Uniprot#: Q08879; Cys399-Arg578 (Uniprot#: Q08879)
Product Application Details	
<b>Applications</b>	Western Blot, Immunohistochemistry-Paraffin, Immunocytochemistry/Immunofluorescence, Immunohistochemistry
<b>Recommended Dilutions</b>	Western Blot 0.01-2ug/mL, Immunohistochemistry 5-30ug/mL, Immunocytochemistry/ Immunofluorescence 5-20ug/mL, Immunohistochemistry-Paraffin 5-30ug/mL

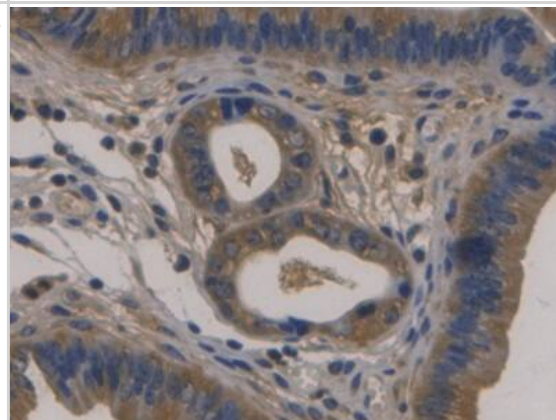


**Images**

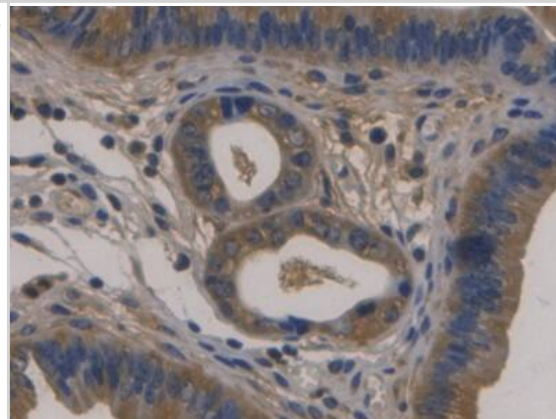
Western Blot: Fibulin 1 Antibody (C12) [NBP3-42195] - Sample: Recombinant Fibulin 1, Mouse.



Immunohistochemistry-Paraffin: Fibulin 1 Antibody (C12) [NBP3-42195] - DAB staining on IHC-P; Samples: Mouse Uterus Tissue



Immunohistochemistry-Paraffin: Fibulin 1 Antibody (C12) [NBP3-42195] - DAB staining on IHC-P; Samples: Mouse Uterus Tissue; Primary Ab: 30ug/ml NBP3-42195; Second Ab: 2ug/mL HRP-Linked Caprine Anti-Mouse IgG Polyclonal Antibody





### **Novus Biologicals USA**

10730 E. Briarwood Avenue  
Centennial, CO 80112  
USA  
Phone: 303.730.1950  
Toll Free: 1.888.506.6887  
Fax: 303.730.1966  
nb-customerservice@bio-techne.com

### **Bio-Techne Canada**

21 Canmotor Ave  
Toronto, ON M8Z 4E6  
Canada  
Phone: 905.827.6400  
Toll Free: 855.668.8722  
Fax: 905.827.6402  
canada.inquires@bio-techne.com

### **Bio-Techne Ltd**

19 Barton Lane  
Abingdon Science Park  
Abingdon, OX14 3NB, United Kingdom  
Phone: (44) (0) 1235 529449  
Free Phone: 0800 37 34 15  
Fax: (44) (0) 1235 533420  
info.EMEA@bio-techne.com

### **General Contact Information**

www.novusbio.com  
Technical Support: nb-technical@bio-techne.com  
Orders: nb-customerservice@bio-techne.com  
General: novus@novusbio.com

### **Products Related to NBP3-42195**

---

NBP2-33376H	Blue Marker Antibody (6F4-F6) [HRP]
HAF007	Goat anti-Mouse IgG Secondary Antibody [HRP]
NB7539	Goat anti-Mouse IgG (H+L) Secondary Antibody [HRP]
NBP1-43317-0.5mg	Mouse IgG2b Kappa Light Chain Isotype Control (MG2b)

---

### **Limitations**

This product is for research use only and is not approved for use in humans or in clinical diagnosis. Primary Antibodies are guaranteed for 1 year from date of receipt.

For more information on our 100% guarantee, please visit [www.novusbio.com/guarantee](http://www.novusbio.com/guarantee)

Earn gift cards/discounts by submitting a review: [www.novusbio.com/reviews/submit/NBP3-42195](http://www.novusbio.com/reviews/submit/NBP3-42195)

Earn gift cards/discounts by submitting a publication using this product:  
[www.novusbio.com/publications](http://www.novusbio.com/publications)

