

Product Datasheet

Apolipoprotein L2 Antibody (C1) - BSA Free NBP3-41751

Unit Size: 100 ul

Store at 4C short term. Aliquot and store at -20C long term. Avoid freeze-thaw cycles.

www.novusbio.com



technical@novusbio.com

Protocols, Publications, Related Products, Reviews, Research Tools and Images at:
www.novusbio.com/NBP3-41751

Updated 9/9/2025 v.20.1

Earn rewards for product
reviews and publications.

Submit a publication at www.novusbio.com/publications

Submit a review at www.novusbio.com/reviews/destination/NBP3-41751

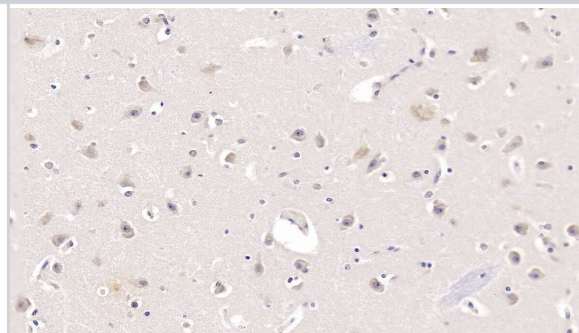


NBP3-41751**Apolipoprotein L2 Antibody (C1) - BSA Free**


| Product Information | |
|------------------------------------|---|
| Unit Size | 100 ul |
| Concentration | 1 mg/ml |
| Storage | Store at 4C short term. Aliquot and store at -20C long term. Avoid freeze-thaw cycles. |
| Clonality | Monoclonal |
| Clone | C1 |
| Preservative | 0.05% Proclin 300 |
| Isotype | IgG1 Kappa |
| Purity | Protein A or G purified |
| Buffer | 0.01M PBS, pH7.4, 50% glycerol |
| Product Description | |
| Description | Novus Biologicals Mouse Apolipoprotein L2 Antibody (C1) - BSA Free (NBP3-41751) is a monoclonal antibody validated for use in IHC and WB. All Novus Biologicals antibodies are covered by our 100% guarantee. |
| Host | Mouse |
| Gene ID | 23780 |
| Gene Symbol | APOL2 |
| Species | Human, Rat |
| Immunogen | Immunized with recombinant Human Apolipoprotein L2 (Uniprot#: Q9BQE5; Gln186-Gln337 (Uniprot#: Q9BQE5)) |
| Product Application Details | |
| Applications | Western Blot, Immunohistochemistry-Paraffin, Immunohistochemistry |
| Recommended Dilutions | Western Blot 0.5-5ug/mL, Immunohistochemistry 5-50ug/mL, Immunohistochemistry-Paraffin 5-50ug/mL |

Images


Immunohistochemistry-Paraffin: Apolipoprotein L2 Antibody (C1) [NBP3-41751] - DAB staining on IHC-P; Samples: Human Cerebrum Tissue; Primary Ab: 10ug/ml NBP3-41751; Second Ab: 2ug/mL HRP-Linked Caprine Anti-Mouse IgG Polyclonal Antibody



Western Blot: Apolipoprotein L2 Antibody (C1) [NBP3-41751] - Sample: Rat Thymus lysate Primary Ab: 3ug/ml NBP3-41751; Second Ab: 0.2ug/mL HRP-Linked Caprine Anti-Mouse IgG Polyclonal Antibody



Western Blot: Apolipoprotein L2 Antibody (C1) [NBP3-41751] - Sample: Recombinant Apolipoprotein L2, Human.





Novus Biologicals USA

10730 E. Briarwood Avenue
Centennial, CO 80112
USA
Phone: 303.730.1950
Toll Free: 1.888.506.6887
Fax: 303.730.1966
nb-customerservice@bio-techne.com

Bio-Techne Canada

21 Canmotor Ave
Toronto, ON M8Z 4E6
Canada
Phone: 905.827.6400
Toll Free: 855.668.8722
Fax: 905.827.6402
canada.inquires@bio-techne.com

Bio-Techne Ltd

19 Barton Lane
Abingdon Science Park
Abingdon, OX14 3NB, United Kingdom
Phone: (44) (0) 1235 529449
Free Phone: 0800 37 34 15
Fax: (44) (0) 1235 533420
info.EMEA@bio-techne.com

General Contact Information

www.novusbio.com
Technical Support: nb-technical@bio-techne.com
Orders: nb-customerservice@bio-techne.com
General: novus@novusbio.com

Products Related to NBP3-41751

| | |
|------------------|--|
| NBP2-33376H | Blue Marker Antibody (6F4-F6) [HRP] |
| HAF007 | Goat anti-Mouse IgG Secondary Antibody [HRP] |
| NB7539 | Goat anti-Mouse IgG (H+L) Secondary Antibody [HRP] |
| NBP1-43319-0.5mg | Mouse IgG1 Kappa Isotype Control (P3.6.2.8.1) |

Limitations

This product is for research use only and is not approved for use in humans or in clinical diagnosis. Primary Antibodies are guaranteed for 1 year from date of receipt.

For more information on our 100% guarantee, please visit www.novusbio.com/guarantee

Earn gift cards/discounts by submitting a review: www.novusbio.com/reviews/submit/NBP3-41751

Earn gift cards/discounts by submitting a publication using this product:
www.novusbio.com/publications

