

Product Datasheet

Kallikrein 14 Antibody - BSA Free NBP3-41399

Unit Size: 100 ul

Store at 4C short term. Aliquot and store at -20C long term. Avoid freeze-thaw cycles.

www.novusbio.com



technical@novusbio.com

Protocols, Publications, Related Products, Reviews, Research Tools and Images at:
www.novusbio.com/NBP3-41399

Updated 9/9/2025 v.20.1

Earn rewards for product
reviews and publications.

Submit a publication at www.novusbio.com/publications

Submit a review at www.novusbio.com/reviews/destination/NBP3-41399



NBP3-41399

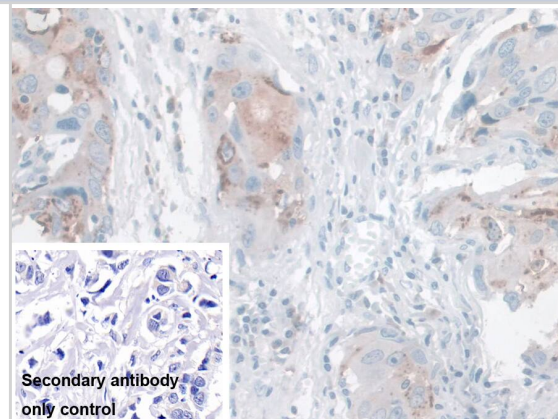
Kallikrein 14 Antibody - BSA Free

| Product Information | |
|-----------------------------|---|
| Unit Size | 100 ul |
| Concentration | 0.5 mg/ml |
| Storage | Store at 4C short term. Aliquot and store at -20C long term. Avoid freeze-thaw cycles. |
| Clonality | Polyclonal |
| Preservative | 0.05% Proclin 300 |
| Purity | Antigen and protein A Affinity-purified |
| Buffer | 0.01M PBS, pH7.4, 50% glycerol |
| Product Description | |
| Description | Novus Biologicals Rabbit Kallikrein 14 Antibody - BSA Free (NBP3-41399) is a polyclonal antibody validated for use in IHC and WB. All Novus Biologicals antibodies are covered by our 100% guarantee. |
| Host | Rabbit |
| Gene ID | 43847 |
| Gene Symbol | KLK14 |
| Species | Human, Porcine |
| Immunogen | Immunized with recombinant Human Kallikrein 14 (Uniprot#: Q9P0G3; Glu36-Lys267 (Uniprot#: Q9P0G3)) |
| Product Application Details | |
| Applications | Western Blot, Immunohistochemistry-Paraffin, Immunohistochemistry |
| Recommended Dilutions | Western Blot 0.01-2ug/mL, Immunohistochemistry 5-20ug/mL, Immunohistochemistry-Paraffin 5-20ug/mL |




Images

Immunohistochemistry-Paraffin: Kallikrein 14 Antibody [NBP3-41399] - DAB staining on IHC-P; Samples: Human Breast cancer Tissue; Primary Ab: 10ug/ml NBP3-41399; Second Ab: 2ug/mL HRP-Linked Caprine Anti-Rabbit IgG Polyclonal Antibody




Western Blot: Kallikrein 14 Antibody [NBP3-41399] - Sample: Recombinant Kallikrein 14, Human.



Western Blot: Kallikrein 14 Antibody [NBP3-41399] - Sample: Human Lung lysate; Primary Ab: 1ug/ml NBP3-41399; Second Ab: 0.2ug/mL HRP-Linked Caprine Anti-Rabbit IgG Polyclonal Antibody;



Western Blot: Kallikrein 14 Antibody [NBP3-41399] - Sample: Porcine Kidney lysate; Primary Ab: 1ug/ml NBP3-41399; Second Ab: 0.2ug/mL HRP-Linked Caprine Anti-Rabbit IgG Polyclonal Antibody;





Novus Biologicals USA

10730 E. Briarwood Avenue
Centennial, CO 80112
USA
Phone: 303.730.1950
Toll Free: 1.888.506.6887
Fax: 303.730.1966
nb-customerservice@bio-techne.com

Bio-Techne Canada

21 Canmotor Ave
Toronto, ON M8Z 4E6
Canada
Phone: 905.827.6400
Toll Free: 855.668.8722
Fax: 905.827.6402
canada.inquires@bio-techne.com

Bio-Techne Ltd

19 Barton Lane
Abingdon Science Park
Abingdon, OX14 3NB, United Kingdom
Phone: (44) (0) 1235 529449
Free Phone: 0800 37 34 15
Fax: (44) (0) 1235 533420
info.EMEA@bio-techne.com

General Contact Information

www.novusbio.com
Technical Support: nb-technical@bio-techne.com
Orders: nb-customerservice@bio-techne.com
General: novus@novusbio.com

Products Related to NBP3-41399

| | |
|-------------|---|
| NBP2-33376H | Blue Marker Antibody (6F4-F6) [HRP] |
| HAF008 | Goat anti-Rabbit IgG Secondary Antibody [HRP] |
| NB7160 | Goat anti-Rabbit IgG (H+L) Secondary Antibody [HRP] |
| DKK300 | Kallikrein 3/PSA [HRP] |

Limitations

This product is for research use only and is not approved for use in humans or in clinical diagnosis. Primary Antibodies are guaranteed for 1 year from date of receipt.

For more information on our 100% guarantee, please visit www.novusbio.com/guarantee

Earn gift cards/discounts by submitting a review: www.novusbio.com/reviews/submit/NBP3-41399

Earn gift cards/discounts by submitting a publication using this product:
www.novusbio.com/publications

