

# Product Datasheet

## HMGB4 Antibody - BSA Free

### NBP3-41377

Unit Size: 100 ul

Store at 4C short term. Aliquot and store at -20C long term. Avoid freeze-thaw cycles.

[www.novusbio.com](http://www.novusbio.com)



[technical@novusbio.com](mailto:technical@novusbio.com)

Protocols, Publications, Related Products, Reviews, Research Tools and Images at:  
[www.novusbio.com/NBP3-41377](http://www.novusbio.com/NBP3-41377)

Updated 9/9/2025 v.20.1

Earn rewards for product  
reviews and publications.

Submit a publication at [www.novusbio.com/publications](http://www.novusbio.com/publications)

Submit a review at [www.novusbio.com/reviews/destination/NBP3-41377](http://www.novusbio.com/reviews/destination/NBP3-41377)



**NBP3-41377**

HMGB4 Antibody - BSA Free

| Product Information |  |
|---------------------|--|
| Unit Size           | 100 ul   |
| Concentration       | 0.5 mg/ml  |
| Storage             | Store at 4C short term. Aliquot and store at -20C long term. Avoid freeze-thaw cycles. |
| Clonality           | Polyclonal   |
| Preservative        | 0.02% Sodium Azide   |
| Purity              | Antigen and protein A Affinity-purified  |
| Buffer              | PBS, pH7.4, 50% glycerol   |

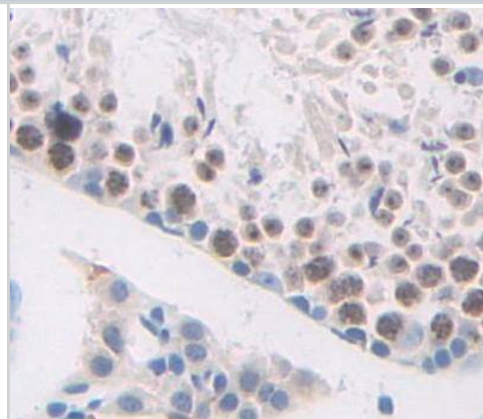
| Product Description |   |
|---------------------|---|
| Description         | Novus Biologicals Rabbit HMGB4 Antibody - BSA Free (NBP3-41377) is a polyclonal antibody validated for use in IHC and WB. All Novus Biologicals antibodies are covered by our 100% guarantee. |
| Host                | Rabbit  |
| Gene ID             | 127540  |
| Gene Symbol         | HMGB4   |
| Species             | Human, Mouse  |
| Immunogen           | Immunized with recombinant Human HMGB4 (Uniprot#: Q8WW32; Asn25-Arg167 (Uniprot#: Q8WW32)   |

| Product Application Details |   |
|-----------------------------|---|
| Applications                | Western Blot, Immunohistochemistry                      |
| Recommended Dilutions       | Western Blot 0.2-2ug/mL, Immunohistochemistry 5-20ug/mL |

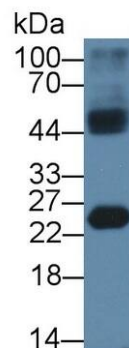


## Images


Immunohistochemistry-Paraffin: HMGB4 Antibody [NBP3-41377] - Used in DAB staining on formalin fixed paraffin- embedded testis tissue



Western Blot: HMGB4 Antibody [NBP3-41377] - Sample: Mouse Testis lysate; Primary Ab: 1ug/ml NBP3-41377; Second Ab: 0.2ug/mL HRP-Linked Caprine Anti-Rabbit IgG Polyclonal Antibody



Western Blot: HMGB4 Antibody [NBP3-41377] - Sample: Recombinant protein.





### **Novus Biologicals USA**

10730 E. Briarwood Avenue  
Centennial, CO 80112  
USA  
Phone: 303.730.1950  
Toll Free: 1.888.506.6887  
Fax: 303.730.1966  
nb-customerservice@bio-techne.com

### **Bio-Techne Canada**

21 Canmotor Ave  
Toronto, ON M8Z 4E6  
Canada  
Phone: 905.827.6400  
Toll Free: 855.668.8722  
Fax: 905.827.6402  
canada.inquires@bio-techne.com

### **Bio-Techne Ltd**

19 Barton Lane  
Abingdon Science Park  
Abingdon, OX14 3NB, United Kingdom  
Phone: (44) (0) 1235 529449  
Free Phone: 0800 37 34 15  
Fax: (44) (0) 1235 533420  
info.EMEA@bio-techne.com

### **General Contact Information**

www.novusbio.com  
Technical Support: nb-technical@bio-techne.com  
Orders: nb-customerservice@bio-techne.com  
General: novus@novusbio.com

### **Products Related to NBP3-41377**

---

|               |   |
|---------------|---|
| NBP2-33376H   | Blue Marker Antibody (6F4-F6) [HRP]                 |
| HAF008        | Goat anti-Rabbit IgG Secondary Antibody [HRP]       |
| NB7160        | Goat anti-Rabbit IgG (H+L) Secondary Antibody [HRP] |
| NBP1-93780PEP | HMGB4 Recombinant Protein Antigen                   |

---

### **Limitations**

This product is for research use only and is not approved for use in humans or in clinical diagnosis. Primary Antibodies are guaranteed for 1 year from date of receipt.

For more information on our 100% guarantee, please visit [www.novusbio.com/guarantee](http://www.novusbio.com/guarantee)

Earn gift cards/discounts by submitting a review: [www.novusbio.com/reviews/submit/NBP3-41377](http://www.novusbio.com/reviews/submit/NBP3-41377)

Earn gift cards/discounts by submitting a publication using this product:  
[www.novusbio.com/publications](http://www.novusbio.com/publications)

