

Product Datasheet

HSP20/HSPB6 Antibody (C5) - BSA Free NBP3-41160

Unit Size: 100 ul

Store at 4C short term. Aliquot and store at -20C long term. Avoid freeze-thaw cycles.

www.novusbio.com



technical@novusbio.com

Protocols, Publications, Related Products, Reviews, Research Tools and Images at:
www.novusbio.com/NBP3-41160

Updated 9/9/2025 v.20.1

Earn rewards for product
reviews and publications.

Submit a publication at www.novusbio.com/publications

Submit a review at www.novusbio.com/reviews/destination/NBP3-41160



NBP3-41160

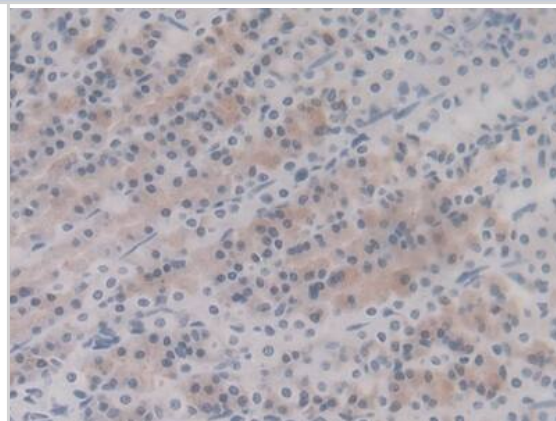
HSP20/HSPB6 Antibody (C5) - BSA Free

Product Information	
Unit Size	100 ul
Concentration	1 mg/ml
Storage	Store at 4C short term. Aliquot and store at -20C long term. Avoid freeze-thaw cycles.
Clonality	Monoclonal
Clone	C5
Preservative	0.05% Proclin 300
Isotype	IgG2a Kappa
Purity	Protein A or G purified
Buffer	0.01M PBS, pH7.4, 50% glycerol
Product Description	
Description	Novus Biologicals Mouse HSP20/HSPB6 Antibody (C5) - BSA Free (NBP3-41160) is a monoclonal antibody validated for use in IHC, WB and ICC/IF. All Novus Biologicals antibodies are covered by our 100% guarantee.
Host	Mouse
Gene ID	126393
Gene Symbol	HSPB6
Species	Rat
Immunogen	Immunized with recombinant Rat HSP20/HSPB6 (Uniprot#: P97541; Met1-Lys162 (Uniprot#: P97541)
Product Application Details	
Applications	Western Blot, Immunohistochemistry-Paraffin, Immunocytochemistry/Immunofluorescence, Immunohistochemistry
Recommended Dilutions	Western Blot 0.5-2ug/mL, Immunohistochemistry 5-20ug/mL, Immunocytochemistry/ Immunofluorescence 5-20ug/mL, Immunohistochemistry-Paraffin 5-20ug/mL

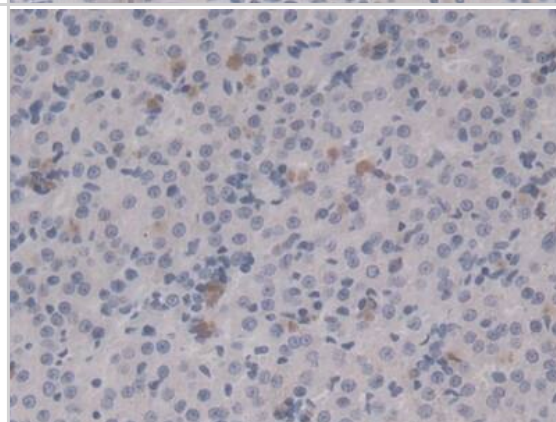


Images


Immunohistochemistry-Paraffin: HSP20/HSPB6 Antibody (C5) [NBP3-41160] - DAB staining on IHC-P; Sample: Rat Stomach Tissue; Primary Ab: 20ug/ml NBP3-41160; Second Ab: 2ug/mL HRP-Linked Caprine Anti-Mouse IgG Polyclonal Antibody



Immunohistochemistry-Paraffin: HSP20/HSPB6 Antibody (C5) [NBP3-41160] - DAB staining on IHC-P; Sample: Rat Adrenal gland Tissue; Primary Ab: 20ug/ml NBP3-41160; Second Ab: 2ug/mL HRP-Linked Caprine Anti-Mouse IgG Polyclonal Antibody



Western Blot: HSP20/HSPB6 Antibody (C5) [NBP3-41160] - Sample: Lane1: Rat Heart lysate; Lane1: Rat Skeletal muscle lysate Primary Ab: 1ug/ml NBP3-41160; Second Ab: 0.2ug/mL HRP-Linked Caprine Anti-Mouse IgG Polyclonal Antibody





Novus Biologicals USA

10730 E. Briarwood Avenue
Centennial, CO 80112
USA
Phone: 303.730.1950
Toll Free: 1.888.506.6887
Fax: 303.730.1966
nb-customerservice@bio-techne.com

Bio-Techne Canada

21 Canmotor Ave
Toronto, ON M8Z 4E6
Canada
Phone: 905.827.6400
Toll Free: 855.668.8722
Fax: 905.827.6402
canada.inquires@bio-techne.com

Bio-Techne Ltd

19 Barton Lane
Abingdon Science Park
Abingdon, OX14 3NB, United Kingdom
Phone: (44) (0) 1235 529449
Free Phone: 0800 37 34 15
Fax: (44) (0) 1235 533420
info.EMEA@bio-techne.com

General Contact Information

www.novusbio.com
Technical Support: nb-technical@bio-techne.com
Orders: nb-customerservice@bio-techne.com
General: novus@novusbio.com

Products Related to NBP3-41160

NBP2-33376H	Blue Marker Antibody (6F4-F6) [HRP]
HAF007	Goat anti-Mouse IgG Secondary Antibody [HRP]
NB7539	Goat anti-Mouse IgG (H+L) Secondary Antibody [HRP]
NBP1-96981-0.5mg	Mouse IgG2a Kappa Isotype Control (M2AK)

Limitations

This product is for research use only and is not approved for use in humans or in clinical diagnosis. Primary Antibodies are guaranteed for 1 year from date of receipt.

For more information on our 100% guarantee, please visit www.novusbio.com/guarantee

Earn gift cards/discounts by submitting a review: www.novusbio.com/reviews/submit/NBP3-41160

Earn gift cards/discounts by submitting a publication using this product:
www.novusbio.com/publications

