

# Product Datasheet

## Amphiregulin Antibody (A3) - BSA Free NBP3-41077

Unit Size: 100 ul

Store at 4C short term. Aliquot and store at -20C long term. Avoid freeze-thaw cycles.

[www.novusbio.com](http://www.novusbio.com)



[technical@novusbio.com](mailto:technical@novusbio.com)

Protocols, Publications, Related Products, Reviews, Research Tools and Images at:  
[www.novusbio.com/NBP3-41077](http://www.novusbio.com/NBP3-41077)

Updated 9/9/2025 v.20.1

Earn rewards for product  
reviews and publications.

Submit a publication at [www.novusbio.com/publications](http://www.novusbio.com/publications)

Submit a review at [www.novusbio.com/reviews/destination/NBP3-41077](http://www.novusbio.com/reviews/destination/NBP3-41077)



**NBP3-41077**

Amphiregulin Antibody (A3) - BSA Free

Product Information	
Unit Size	100 ul
Concentration	1 mg/ml
Storage	Store at 4C short term. Aliquot and store at -20C long term. Avoid freeze-thaw cycles.
Clonality	Monoclonal
Clone	A3
Preservative	0.05% Proclin 300
Isotype	IgG2b Kappa
Purity	Protein A or G purified
Buffer	0.01M PBS, pH7.4, 50% glycerol

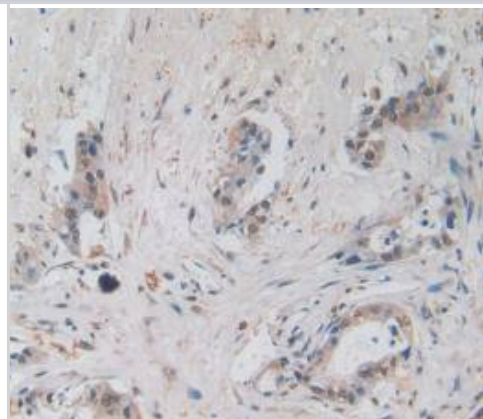
Product Description	
Description	Novus Biologicals Mouse Amphiregulin Antibody (A3) - BSA Free (NBP3-41077) is a monoclonal antibody validated for use in IHC, WB and ICC/IF. All Novus Biologicals antibodies are covered by our 100% guarantee.
Host	Mouse
Gene ID	374
Gene Symbol	AREG
Species	Human, Rat
Immunogen	Immunized with recombinant Human Amphiregulin (Uniprot#: P15514; Ser20-Asp100 (Uniprot#: P15514)

Product Application Details	
Applications	Western Blot, Immunohistochemistry-Paraffin, Immunocytochemistry/Immunofluorescence, Immunohistochemistry
Recommended Dilutions	Western Blot 0.5-2ug/mL, Immunohistochemistry 5-20ug/mL, Immunocytochemistry/ Immunofluorescence 5-20ug/mL, Immunohistochemistry-Paraffin 5-20ug/mL

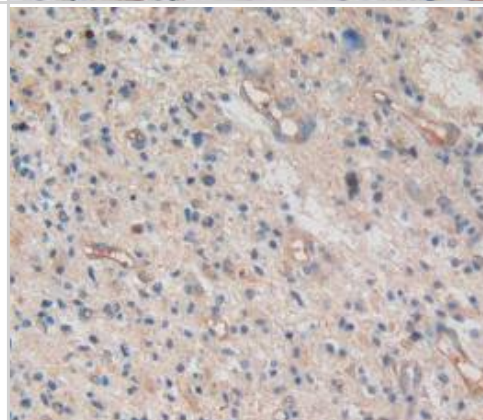


**Images**

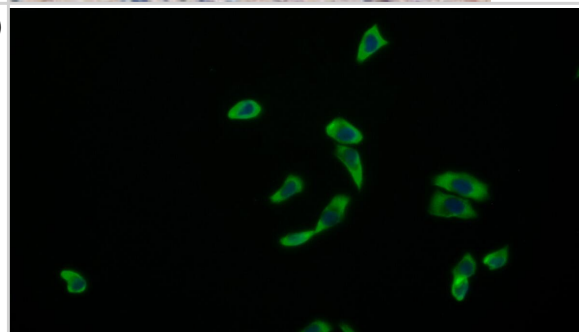
Immunohistochemistry-Paraffin: Amphiregulin Antibody (A3) [NBP3-41077] - DAB staining on IHC-P; Samples: Human Pancreas Cancer Tissue.



Immunohistochemistry-Paraffin: Amphiregulin Antibody (A3) [NBP3-41077] - DAB staining on IHC-P; Samples: Human Glioma Tissue.



Immunocytochemistry /Immunofluorescence: Amphiregulin Antibody (A3) [NBP3-41077] - FITC staining on IF; Samples: Human MCF7 cell; Primary Ab: 20ug/ml NBP3-41077; Second Ab: 0.75ug/ml FITC-Linked Caprine Anti-Mouse IgG Polyclonal Antibody





### **Novus Biologicals USA**

10730 E. Briarwood Avenue  
Centennial, CO 80112  
USA  
Phone: 303.730.1950  
Toll Free: 1.888.506.6887  
Fax: 303.730.1966  
nb-customerservice@bio-techne.com

### **Bio-Techne Canada**

21 Canmotor Ave  
Toronto, ON M8Z 4E6  
Canada  
Phone: 905.827.6400  
Toll Free: 855.668.8722  
Fax: 905.827.6402  
canada.inquires@bio-techne.com

### **Bio-Techne Ltd**

19 Barton Lane  
Abingdon Science Park  
Abingdon, OX14 3NB, United Kingdom  
Phone: (44) (0) 1235 529449  
Free Phone: 0800 37 34 15  
Fax: (44) (0) 1235 533420  
info.EMEA@bio-techne.com

### **General Contact Information**

www.novusbio.com  
Technical Support: nb-technical@bio-techne.com  
Orders: nb-customerservice@bio-techne.com  
General: novus@novusbio.com

### **Products Related to NBP3-41077**

---

NBP2-33376H	Blue Marker Antibody (6F4-F6) [HRP]
HAF007	Goat anti-Mouse IgG Secondary Antibody [HRP]
NB7539	Goat anti-Mouse IgG (H+L) Secondary Antibody [HRP]
NBP1-43317-0.5mg	Mouse IgG2b Kappa Light Chain Isotype Control (MG2b)

---

### **Limitations**

This product is for research use only and is not approved for use in humans or in clinical diagnosis. Primary Antibodies are guaranteed for 1 year from date of receipt.

For more information on our 100% guarantee, please visit [www.novusbio.com/guarantee](http://www.novusbio.com/guarantee)

Earn gift cards/discounts by submitting a review: [www.novusbio.com/reviews/submit/NBP3-41077](http://www.novusbio.com/reviews/submit/NBP3-41077)

Earn gift cards/discounts by submitting a publication using this product:  
[www.novusbio.com/publications](http://www.novusbio.com/publications)

