

# Product Datasheet

## ATAD3A Antibody - BSA Free NBP3-38518-100ul

Unit Size: 100 ul

Store at -20C. Avoid freeze-thaw cycles.

[www.novusbio.com](http://www.novusbio.com)



[technical@novusbio.com](mailto:technical@novusbio.com)

Protocols, Publications, Related Products, Reviews, Research Tools and Images at:  
[www.novusbio.com/NBP3-38518](http://www.novusbio.com/NBP3-38518)

Updated 2/17/2026 v.20.1

Earn rewards for product  
reviews and publications.

Submit a publication at [www.novusbio.com/publications](http://www.novusbio.com/publications)

Submit a review at [www.novusbio.com/reviews/destination/NBP3-38518](http://www.novusbio.com/reviews/destination/NBP3-38518)



**NBP3-38518-100ul**

ATAD3A Antibody - BSA Free

Product Information	
Unit Size	100 ul
Concentration	Please see the vial label for concentration. If unlisted please contact technical services.
Storage	Store at -20C. Avoid freeze-thaw cycles.
Clonality	Polyclonal
Preservative	0.02% Sodium Azide
Isotype	IgG
Purity	Affinity purified
Buffer	PBS (pH 7.3), 50% glycerol
Target Molecular Weight	71 kDa

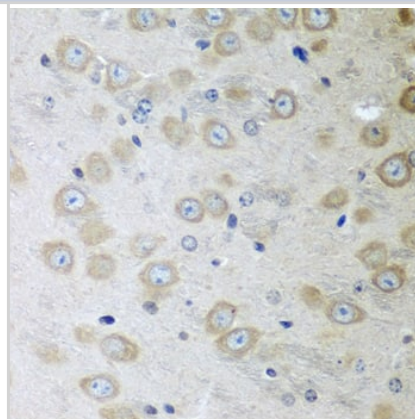
Product Description	
Description	Novus Biologicals Rabbit ATAD3A Antibody - BSA Free (NBP3-38518) is a polyclonal antibody validated for use in IHC, WB and ELISA. All Novus Biologicals antibodies are covered by our 100% guarantee.
Host	Rabbit
Gene ID	55210
Gene Symbol	ATAD3A
Species	Human, Mouse
Immunogen	Recombinant fusion protein containing a sequence corresponding to amino acids 1-240 of human ATAD3A (NP_001164006.1).  Sequence: MSWLFGINKGPKGEGAGPPPPLPPAQPGEAGGGDRGLGDRPAPKDKWSNFD PTGLERAACAARELEHSRYAKDALNLAQMQEQTLLQLEQQSKLKEYEAAVEQLK SEQIRAQAEERRKTLSEETRQHQAQYQDKLARQRYEDQLKQQQLLNEENL RKQEE SVQKQEAMRRATVEREMELRHKNEMLRVEAEARARAKAERENADIIR EQIRLKA AEHRQTVLESIRTAGTLFGEGFRAF

Product Application Details	
Applications	Western Blot, Immunohistochemistry-Paraffin, ELISA, Immunohistochemistry
Recommended Dilutions	Western Blot 1:100 - 1:500, ELISA, Immunohistochemistry, Immunohistochemistry-Paraffin 1:100 - 1:200



## Images

**Immunohistochemistry: ATAD3A Antibody [NBP3-38518] -**  
 Immunohistochemistry analysis of paraffin-embedded Mouse brain using ATAD3A Rabbit pAb at dilution of 1:100 (40x lens). Microwave antigen retrieval performed with 0.01M PBS Buffer (pH 7.2) prior to IHC staining.



**Western Blot: ATAD3A Antibody [NBP3-38518] -** Western blot analysis of lysates from Mouse kidney, using ATAD3A Rabbit pAb at 1:400 dilution.

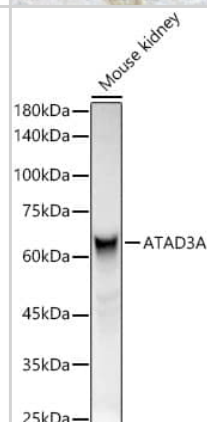
Secondary antibody: HRP-conjugated Goat anti-Rabbit IgG (H+L) at 1:10000 dilution.

Lysates/proteins: 25ug per lane.

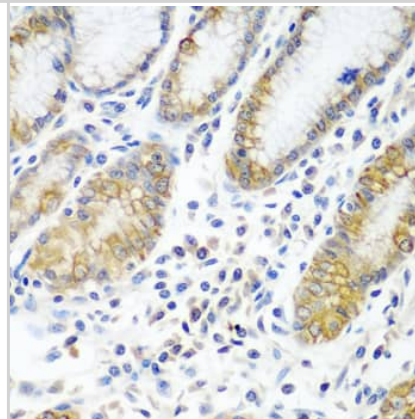
Blocking buffer: 3% nonfat dry milk in TBST.

Detection: ECL Basic Kit.

Exposure time: 3s.



**Immunohistochemistry: ATAD3A Antibody [NBP3-38518] -**  
 Immunohistochemistry analysis of paraffin-embedded Human stomach using ATAD3A Rabbit pAb at dilution of 1:100 (40x lens). Microwave antigen retrieval performed with 0.01M PBS Buffer (pH 7.2) prior to IHC staining.





### **Novus Biologicals USA**

10730 E. Briarwood Avenue  
Centennial, CO 80112  
USA  
Phone: 303.730.1950  
Toll Free: 1.888.506.6887  
Fax: 303.730.1966  
nb-customerservice@bio-techne.com

### **Bio-Techne Canada**

21 Canmotor Ave  
Toronto, ON M8Z 4E6  
Canada  
Phone: 905.827.6400  
Toll Free: 855.668.8722  
Fax: 905.827.6402  
canada.inquires@bio-techne.com

### **Bio-Techne Ltd**

19 Barton Lane  
Abingdon Science Park  
Abingdon, OX14 3NB, United Kingdom  
Phone: (44) (0) 1235 529449  
Free Phone: 0800 37 34 15  
Fax: (44) (0) 1235 533420  
info.EMEA@bio-techne.com

### **General Contact Information**

www.novusbio.com  
Technical Support: nb-technical@bio-techne.com  
Orders: nb-customerservice@bio-techne.com  
General: novus@novusbio.com

### **Products Related to NBP3-38518-100ul**

---

NBP2-33376H	Blue Marker Antibody (6F4-F6) [HRP]
HAF008	Goat anti-Rabbit IgG Secondary Antibody [HRP]
NB7160	Goat anti-Rabbit IgG (H+L) Secondary Antibody [HRP]
NBP2-24891	Rabbit IgG Isotype Control

---

### **Limitations**

This product is for research use only and is not approved for use in humans or in clinical diagnosis. Primary Antibodies are guaranteed for 1 year from date of receipt.

For more information on our 100% guarantee, please visit [www.novusbio.com/guarantee](http://www.novusbio.com/guarantee)

Earn gift cards/discounts by submitting a review: [www.novusbio.com/reviews/submit/NBP3-38518](http://www.novusbio.com/reviews/submit/NBP3-38518)

Earn gift cards/discounts by submitting a publication using this product:  
[www.novusbio.com/publications](http://www.novusbio.com/publications)

