

# Product Datasheet

## Methylmalonyl Coenzyme A mutase Antibody - BSA Free NBP3-38063-100ul

Unit Size: 100 ul

Store at -20C. Avoid freeze-thaw cycles.

[www.novusbio.com](http://www.novusbio.com)



[technical@novusbio.com](mailto:technical@novusbio.com)

Protocols, Publications, Related Products, Reviews, Research Tools and Images at:  
[www.novusbio.com/NBP3-38063](http://www.novusbio.com/NBP3-38063)

Updated 9/9/2025 v.20.1

Earn rewards for product  
reviews and publications.

Submit a publication at [www.novusbio.com/publications](http://www.novusbio.com/publications)

Submit a review at [www.novusbio.com/reviews/destination/NBP3-38063](http://www.novusbio.com/reviews/destination/NBP3-38063)



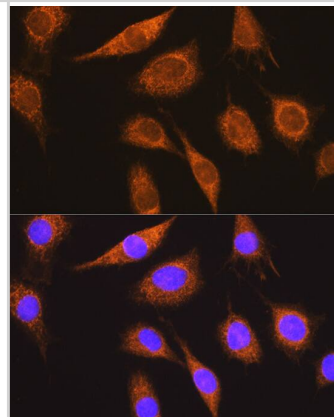
**NBP3-38063-100ul****Methylmalonyl Coenzyme A mutase Antibody - BSA Free**

<b>Product Information</b>	
<b>Unit Size</b>	100 ul
<b>Concentration</b>	Please see the vial label for concentration. If unlisted please contact technical services.
<b>Storage</b>	Store at -20C. Avoid freeze-thaw cycles.
<b>Clonality</b>	Polyclonal
<b>Preservative</b>	0.02% Sodium Azide
<b>Isotype</b>	IgG
<b>Purity</b>	Affinity purified
<b>Buffer</b>	PBS (pH 7.3), 50% glycerol
<b>Target Molecular Weight</b>	83 kDa
<b>Product Description</b>	
<b>Description</b>	Novus Biologicals Rabbit Methylmalonyl Coenzyme A mutase Antibody - BSA Free (NBP3-38063) is a polyclonal antibody validated for use in WB, ELISA and ICC/IF. All Novus Biologicals antibodies are covered by our 100% guarantee.
<b>Host</b>	Rabbit
<b>Gene ID</b>	4594
<b>Gene Symbol</b>	MMUT
<b>Species</b>	Human, Mouse, Rat
<b>Immunogen</b>	Recombinant fusion protein containing a sequence corresponding to amino acids 451-750 of human Methylmalonyl Coenzyme A mutase (NP_000246.2).  Sequence: EMGGMAKAVAEGIPKLRIEECAARRQARIDSGSEVIVGVNKYQLEKEDAVEVLA IDNTSVRNRQIEKLLKIKSSRDQALAERCLAALTECAASGDGNILALAVDASRAR CTVGEITDALKKVFGEHKANDRMVSGAYRQEFGESKEITSAIKRVHKFMEREG RRPRLLVAKMGQDGHDRGAKVIATGFADLGFVDIGPLFQTPREVAQQAVDAD VHAVGISTLAAGHKTLVPELIKELNSLGRPDILVMCGGVIPPQDYEFLEVGVS VFGPGTRIPKAAVQVLDDIEKCLEKKQSV
<b>Product Application Details</b>	
<b>Applications</b>	Western Blot, ELISA, Immunocytochemistry/ Immunofluorescence
<b>Recommended Dilutions</b>	Western Blot 1:1000 - 1:2000, ELISA, Immunocytochemistry/ Immunofluorescence 1:50 - 1:200

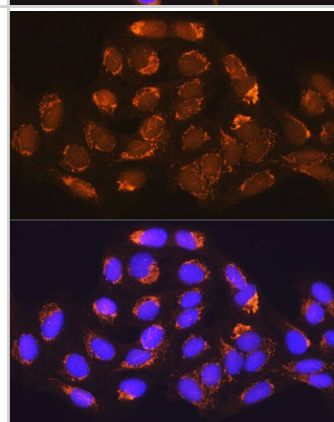


## Images

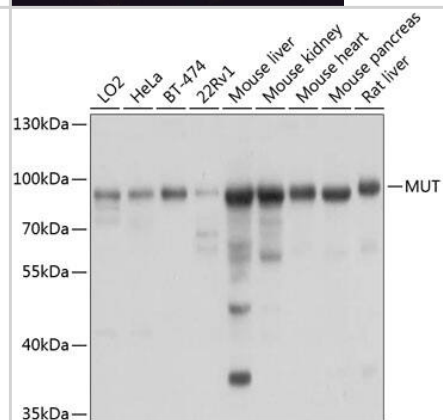
Immunocytochemistry/ Immunofluorescence: Methylmalonyl Coenzyme A mutase Antibody [NBP3-38063] - Immunofluorescence analysis of L929 cells using Methylmalonyl Coenzyme A mutase Rabbit pAb at dilution of 1:100 (40x lens). Secondary antibody: Cy3-conjugated Goat anti-Rabbit IgG (H+L) at 1:500 dilution. Blue: DAPI for nuclear staining.



Immunocytochemistry/ Immunofluorescence: Methylmalonyl Coenzyme A mutase Antibody [NBP3-38063] - Immunofluorescence analysis of U-2 OS cells using Methylmalonyl Coenzyme A mutase Rabbit pAb at dilution of 1:100 (40x lens). Secondary antibody: Cy3-conjugated Goat anti-Rabbit IgG (H+L) at 1:500 dilution. Blue: DAPI for nuclear staining.



Western Blot: Methylmalonyl Coenzyme A mutase Antibody [NBP3-38063] - Western blot analysis of various lysates using Methylmalonyl Coenzyme A mutase Rabbit pAb at 1:1000 dilution. Secondary antibody: HRP-conjugated Goat anti-Rabbit IgG (H+L) at 1:10000 dilution. Lysates/proteins: 25ug per lane. Blocking buffer: 3% nonfat dry milk in TBST. Detection: ECL Basic Kit. Exposure time: 3s.





### **Novus Biologicals USA**

10730 E. Briarwood Avenue  
Centennial, CO 80112  
USA  
Phone: 303.730.1950  
Toll Free: 1.888.506.6887  
Fax: 303.730.1966  
nb-customerservice@bio-techne.com

### **Bio-Techne Canada**

21 Canmotor Ave  
Toronto, ON M8Z 4E6  
Canada  
Phone: 905.827.6400  
Toll Free: 855.668.8722  
Fax: 905.827.6402  
canada.inquires@bio-techne.com

### **Bio-Techne Ltd**

19 Barton Lane  
Abingdon Science Park  
Abingdon, OX14 3NB, United Kingdom  
Phone: (44) (0) 1235 529449  
Free Phone: 0800 37 34 15  
Fax: (44) (0) 1235 533420  
info.EMEA@bio-techne.com

### **General Contact Information**

www.novusbio.com  
Technical Support: nb-technical@bio-techne.com  
Orders: nb-customerservice@bio-techne.com  
General: novus@novusbio.com

### **Products Related to NBP3-38063-100ul**

---

NBP2-33376H	Blue Marker Antibody (6F4-F6) [HRP]
HAF008	Goat anti-Rabbit IgG Secondary Antibody [HRP]
NB7160	Goat anti-Rabbit IgG (H+L) Secondary Antibody [HRP]
NBP2-24891	Rabbit IgG Isotype Control

---

### **Limitations**

This product is for research use only and is not approved for use in humans or in clinical diagnosis. Primary Antibodies are guaranteed for 1 year from date of receipt.

For more information on our 100% guarantee, please visit [www.novusbio.com/guarantee](http://www.novusbio.com/guarantee)

Earn gift cards/discounts by submitting a review: [www.novusbio.com/reviews/submit/NBP3-38063](http://www.novusbio.com/reviews/submit/NBP3-38063)

Earn gift cards/discounts by submitting a publication using this product:  
[www.novusbio.com/publications](http://www.novusbio.com/publications)

