

Product Datasheet

Alanyl tRNA synthetase Antibody - BSA Free NBP3-35492-100ul

Unit Size: 100 ul

Store at -20C. Avoid freeze-thaw cycles.

www.novusbio.com



technical@novusbio.com

Protocols, Publications, Related Products, Reviews, Research Tools and Images at:
www.novusbio.com/NBP3-35492

Updated 3/4/2026 v.20.1

Earn rewards for product
reviews and publications.

Submit a publication at www.novusbio.com/publications

Submit a review at www.novusbio.com/reviews/destination/NBP3-35492



NBP3-35492-100ul

Alanyl tRNA synthetase Antibody - BSA Free

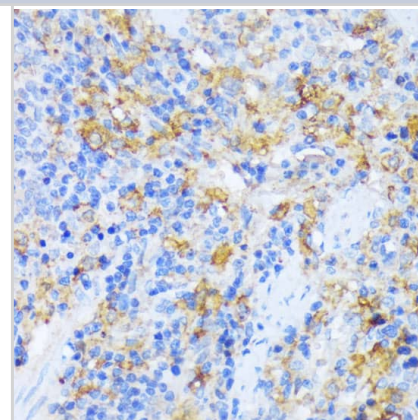
Product Information	
Unit Size	100 ul
Concentration	Please see the vial label for concentration. If unlisted please contact technical services.
Storage	Store at -20C. Avoid freeze-thaw cycles.
Clonality	Polyclonal
Preservative	0.01% Thimerosal
Isotype	IgG
Purity	Affinity purified
Buffer	PBS (pH 7.3), 50% glycerol
Target Molecular Weight	107 kDa

Product Description	
Host	Rabbit
Gene ID	16
Gene Symbol	AARS
Species	Human, Mouse, Rat
Immunogen	A synthetic peptide corresponding to a sequence within amino acids 1-100 of human Alanyl tRNA synthetase (NP_001596.2). Sequence: MDSTLTASEIRQRFIDFFKRNEHTYVHSSATIPLDDPTLLFANAGMNFKPIFLN TIDPSHPMAKLSRAANTQKCIRAGGKHNDLDDVGKDVYHHTFFEM

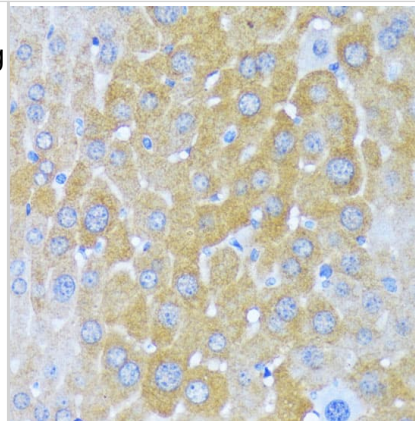
Product Application Details	
Applications	Western Blot, Immunohistochemistry-Paraffin, ELISA, Immunocytochemistry/ Immunofluorescence, Immunohistochemistry
Recommended Dilutions	Western Blot 1:500 - 1:2000, ELISA, Immunohistochemistry, Immunocytochemistry/ Immunofluorescence 1:50 - 1:200, Immunohistochemistry-Paraffin 1:50 - 1:200

Images

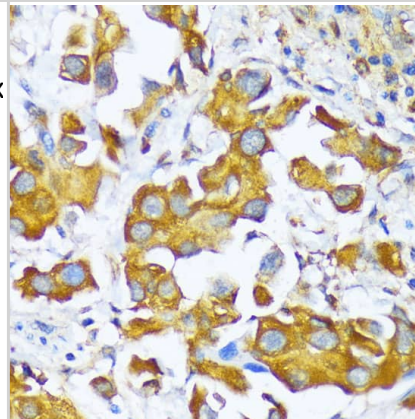
Immunohistochemistry: Alanyl tRNA synthetase Antibody [NBP3-35492] - Immunohistochemistry analysis of paraffin-embedded Rat spleen using Alanyl tRNA synthetase Rabbit pAb at dilution of 1:100 (40x lens). Microwave antigen retrieval performed with 0.01M PBS Buffer (pH 7.2) prior to IHC staining.



Immunohistochemistry: Alanyl tRNA synthetase Antibody [NBP3-35492]
 - Immunohistochemistry analysis of paraffin-embedded Mouse liver using Alanyl tRNA synthetase Rabbit pAb at dilution of 1:100 (40x lens).
 Microwave antigen retrieval performed with 0.01M PBS Buffer (pH 7.2) prior to IHC staining.



Immunohistochemistry: Alanyl tRNA synthetase Antibody [NBP3-35492]
 - Immunohistochemistry analysis of paraffin-embedded Human lung cancer using Alanyl tRNA synthetase Rabbit pAb at dilution of 1:100 (40x lens). Microwave antigen retrieval performed with 0.01M PBS Buffer (pH 7.2) prior to IHC staining.



Western Blot: Alanyl tRNA synthetase Antibody [NBP3-35492] - Western blot analysis of various lysates using Alanyl tRNA synthetase Rabbit pAb at 1:3000 dilution.

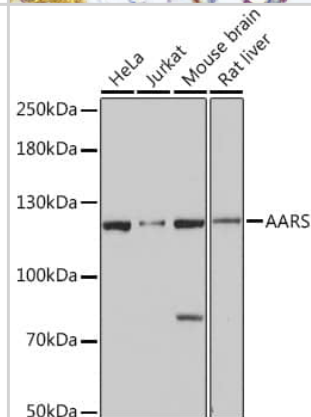
Secondary antibody: HRP-conjugated Goat anti-Rabbit IgG (H+L) at 1:10000 dilution.

Lysates/proteins: 25ug per lane.

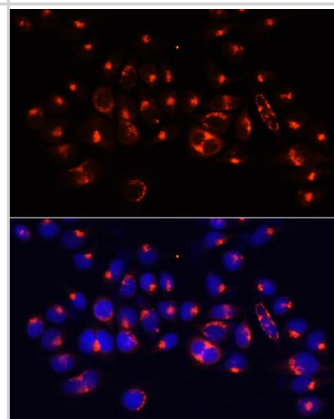
Blocking buffer: 3% nonfat dry milk in TBST.

Detection: ECL Basic Kit.

Exposure time: 10s.



Immunocytochemistry/ Immunofluorescence: Alanyl tRNA synthetase Antibody [NBP3-35492] - Immunofluorescence analysis of 293T cells using Alanyl tRNA synthetase Rabbit pAb at dilution of 1:100 (40x lens).
 Secondary antibody: Cy3-conjugated Goat anti-Rabbit IgG (H+L) at 1:500 dilution. Blue: DAPI for nuclear staining.





Novus Biologicals USA

10730 E. Briarwood Avenue
Centennial, CO 80112
USA
Phone: 303.730.1950
Toll Free: 1.888.506.6887
Fax: 303.730.1966
nb-customerservice@bio-techne.com

Bio-Techne Canada

21 Canmotor Ave
Toronto, ON M8Z 4E6
Canada
Phone: 905.827.6400
Toll Free: 855.668.8722
Fax: 905.827.6402
canada.inquires@bio-techne.com

Bio-Techne Ltd

19 Barton Lane
Abingdon Science Park
Abingdon, OX14 3NB, United Kingdom
Phone: (44) (0) 1235 529449
Free Phone: 0800 37 34 15
Fax: (44) (0) 1235 533420
info.EMEA@bio-techne.com

General Contact Information

www.novusbio.com
Technical Support: nb-technical@bio-techne.com
Orders: nb-customerservice@bio-techne.com
General: novus@novusbio.com

Products Related to NBP3-35492-100ul

HAF008	Goat anti-Rabbit IgG Secondary Antibody [HRP]
NB7160	Goat anti-Rabbit IgG (H+L) Secondary Antibody [HRP]
NBP2-24891	Rabbit IgG Isotype Control
H00000016-P01-10ug	Recombinant Human Alanyl tRNA synthetase GST (N-Term) Protein

Limitations

This product is for research use only and is not approved for use in humans or in clinical diagnosis. Primary Antibodies are guaranteed for 1 year from date of receipt.

For more information on our 100% guarantee, please visit www.novusbio.com/guarantee

Earn gift cards/discounts by submitting a review: www.novusbio.com/reviews/submit/NBP3-35492

Earn gift cards/discounts by submitting a publication using this product:
www.novusbio.com/publications

