

Product Datasheet

Ndufs4 Antibody - BSA Free

NBP3-35354-100ul

Unit Size: 100 ul

Store at -20C. Avoid freeze-thaw cycles.

www.novusbio.com



technical@novusbio.com

Protocols, Publications, Related Products, Reviews, Research Tools and Images at:
www.novusbio.com/NBP3-35354

Updated 9/9/2025 v.20.1

Earn rewards for product
reviews and publications.

Submit a publication at www.novusbio.com/publications

Submit a review at www.novusbio.com/reviews/destination/NBP3-35354



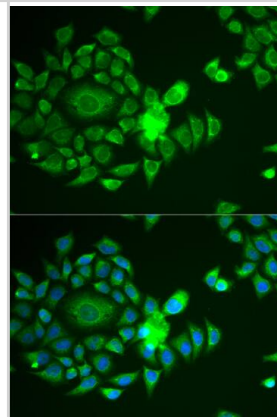
NBP3-35354-100ul

Ndufs4 Antibody - BSA Free

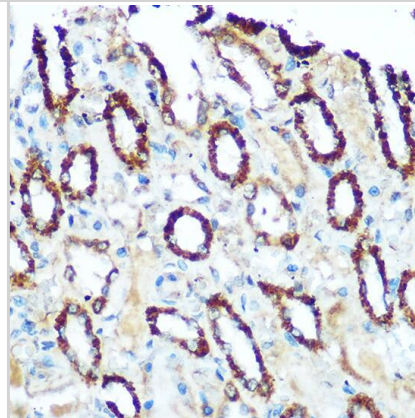
| Product Information | |
|--------------------------------|---|
| Unit Size | 100 ul |
| Concentration | Please see the vial label for concentration. If unlisted please contact technical services. |
| Storage | Store at -20C. Avoid freeze-thaw cycles. |
| Clonality | Polyclonal |
| Preservative | 0.02% Sodium Azide |
| Isotype | IgG |
| Purity | Affinity purified |
| Buffer | PBS (pH 7.3), 50% glycerol |
| Target Molecular Weight | 20 kDa |
| Product Description | |
| Description | Novus Biologicals Rabbit Ndufs4 Antibody - BSA Free (NBP3-35354) is a polyclonal antibody validated for use in IHC, WB, ELISA and ICC/IF. All Novus Biologicals antibodies are covered by our 100% guarantee. |
| Host | Rabbit |
| Gene ID | 4724 |
| Gene Symbol | NDUFS4 |
| Species | Human, Mouse, Rat |
| Immunogen | Recombinant fusion protein containing a sequence corresponding to amino acids 1-175 of human Ndufs4 (NP_002486.1). Sequence: MAAVSMSVVLQRQLWRRRAVAVAALSVSVPTRSLRTSTWRLAQDQTQDTQL ITVDEKLDITTLTGVP EEHIKTRKVRIFVPARNMQSGVNNTKKWKMEFDTRER WENPLMGWASTADPLSNMVLTFSTKEDAVSFAEKNGWSYDIEERKVPKPKSK SYGANFSWNKRTRVSTK |
| Product Application Details | |
| Applications | Western Blot, Immunohistochemistry-Paraffin, ELISA, Immunocytochemistry/ Immunofluorescence, Immunohistochemistry |
| Recommended Dilutions | Western Blot 1:500 - 1:2000, ELISA Recommended starting concentration is 1 µg/mL, Immunohistochemistry, Immunocytochemistry/ Immunofluorescence 1:50 - 1:200, Immunohistochemistry-Paraffin 1:50 - 1:200 |

Images

Immunocytochemistry/ Immunofluorescence: Ndufs4 Antibody [NBP3-35354] - Immunofluorescence analysis of U2OS cells using Ndufs4 Rabbit pAb. Secondary antibody: Cy3-conjugated Goat anti-Rabbit IgG (H+L) at 1:500 dilution. Blue: DAPI for nuclear staining.



Immunohistochemistry: Ndufs4 Antibody [NBP3-35354] - Immunohistochemistry analysis of paraffin-embedded Rat kidney using Ndufs4 Rabbit pAb at dilution of 1:100 (40x lens). Microwave antigen retrieval performed with 0.01M Tris/EDTA Buffer (pH 9.0) prior to IHC staining.



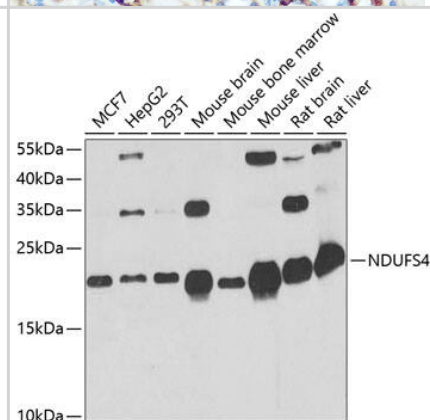
Western Blot: Ndufs4 Antibody [NBP3-35354] - Western blot analysis of various lysates using Ndufs4 Rabbit pAb at 1:1000 dilution. Secondary antibody: HRP-conjugated Goat anti-Rabbit IgG (H+L) at 1:10000 dilution.

Lysates/proteins: 25ug per lane.

Blocking buffer: 3% nonfat dry milk in TBST.

Detection: ECL Basic Kit.

Exposure time: 60s.





Novus Biologicals USA

10730 E. Briarwood Avenue
Centennial, CO 80112
USA
Phone: 303.730.1950
Toll Free: 1.888.506.6887
Fax: 303.730.1966
nb-customerservice@bio-techne.com

Bio-Techne Canada

21 Canmotor Ave
Toronto, ON M8Z 4E6
Canada
Phone: 905.827.6400
Toll Free: 855.668.8722
Fax: 905.827.6402
canada.inquires@bio-techne.com

Bio-Techne Ltd

19 Barton Lane
Abingdon Science Park
Abingdon, OX14 3NB, United Kingdom
Phone: (44) (0) 1235 529449
Free Phone: 0800 37 34 15
Fax: (44) (0) 1235 533420
info.EMEA@bio-techne.com

General Contact Information

www.novusbio.com
Technical Support: nb-technical@bio-techne.com
Orders: nb-customerservice@bio-techne.com
General: novus@novusbio.com

Products Related to NBP3-35354-100ul

| | |
|-------------|---|
| NBP2-33376H | Blue Marker Antibody (6F4-F6) [HRP] |
| HAF008 | Goat anti-Rabbit IgG Secondary Antibody [HRP] |
| NB7160 | Goat anti-Rabbit IgG (H+L) Secondary Antibody [HRP] |
| NBP2-24891 | Rabbit IgG Isotype Control |

Limitations

This product is for research use only and is not approved for use in humans or in clinical diagnosis. Primary Antibodies are guaranteed for 1 year from date of receipt.

For more information on our 100% guarantee, please visit www.novusbio.com/guarantee

Earn gift cards/discounts by submitting a review: www.novusbio.com/reviews/submit/NBP3-35354

Earn gift cards/discounts by submitting a publication using this product:
www.novusbio.com/publications

