

# Product Datasheet

## ACADS Antibody - BSA Free

### NBP3-35087-100ul

Unit Size: 100 ul

Store at -20C. Avoid freeze-thaw cycles.

[www.novusbio.com](http://www.novusbio.com)



[technical@novusbio.com](mailto:technical@novusbio.com)

Protocols, Publications, Related Products, Reviews, Research Tools and Images at:  
[www.novusbio.com/NBP3-35087](http://www.novusbio.com/NBP3-35087)

Updated 9/9/2025 v.20.1

Earn rewards for product  
reviews and publications.

Submit a publication at [www.novusbio.com/publications](http://www.novusbio.com/publications)

Submit a review at [www.novusbio.com/reviews/destination/NBP3-35087](http://www.novusbio.com/reviews/destination/NBP3-35087)



**NBP3-35087-100ul**

ACADS Antibody - BSA Free

| Product Information     |   |
|-------------------------|---|
| Unit Size               | 100 ul  |
| Concentration           | Please see the vial label for concentration. If unlisted please contact technical services. |
| Storage                 | Store at -20C. Avoid freeze-thaw cycles.  |
| Clonality               | Polyclonal  |
| Preservative            | 0.02% Sodium Azide  |
| Isotype                 | IgG   |
| Purity                  | Affinity purified   |
| Buffer                  | PBS (pH 7.3), 50% glycerol  |
| Target Molecular Weight | 44 kDa  |

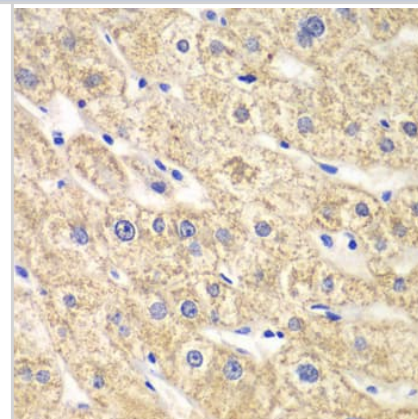
| Product Description |   |
|---------------------|---|
| Description         | Novus Biologicals Rabbit ACADS Antibody - BSA Free (NBP3-35087) is a polyclonal antibody validated for use in IHC, WB and ELISA. All Novus Biologicals antibodies are covered by our 100% guarantee.  |
| Host                | Rabbit  |
| Gene ID             | 35  |
| Gene Symbol         | ACADS   |
| Species             | Human, Mouse, Rat   |
| Immunogen           | Recombinant fusion protein containing a sequence corresponding to amino acids 1-260 of human ACADS (NP_000008.1).<br><br>Sequence:<br>MAAALLARASGPARRALCPRAWRLHTIYQSVELPETHQMLLQTCRDFAEKEL<br>FPIAAQVDKEHLFPAAQVKKMGGGLLLAMDVPEELGGAGLDYLAYAIAMEEISR<br>GCASTGVIMSVNNSLYLGPILKFGSKEQKQAWVTPFTSGDKIGCFALSEPGNG<br>SDAGAASTTARAEGDSWVLNGTKAWITNAWEASAAVFASTDRALQNKGISAF<br>LVPMPPTPGLTLGKKEDKLGIRGSSTANLIFEDCRIPKDSILGEPGMG |

| Product Application Details |  |
|-----------------------------|--|
| Applications                | Western Blot, Immunohistochemistry-Paraffin, ELISA, Immunohistochemistry                             |
| Recommended Dilutions       | Western Blot 1:500 - 1:2000, ELISA, Immunohistochemistry, Immunohistochemistry-Paraffin 1:50 - 1:100 |

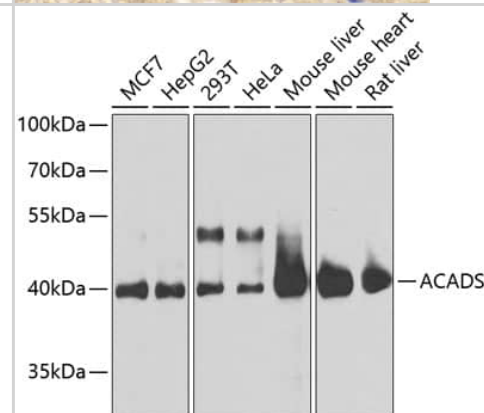


## Images

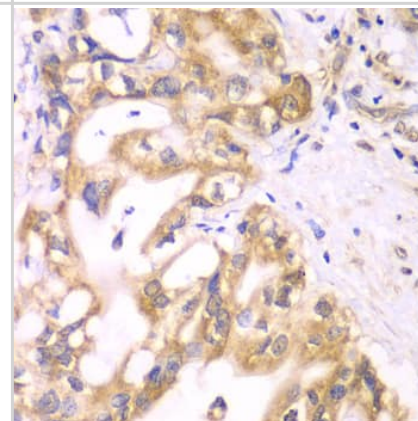
Immunohistochemistry: ACADS Antibody [NBP3-35087] - Immunohistochemistry analysis of paraffin-embedded Human liver damage using ACADS Rabbit pAb at dilution of 1:100 (40x lens). Microwave antigen retrieval performed with 0.01M PBS Buffer (pH 7.2) prior to IHC staining.



Western Blot: ACADS Antibody [NBP3-35087] - Western blot analysis of various lysates using ACADS Rabbit pAb at 1:1000 dilution. Secondary antibody: HRP-conjugated Goat anti-Rabbit IgG (H+L) at 1:10000 dilution. Lysates/proteins: 25ug per lane. Blocking buffer: 3% nonfat dry milk in TBST. Detection: ECL Basic Kit. Exposure time: 15s.



Immunohistochemistry: ACADS Antibody [NBP3-35087] - Immunohistochemistry analysis of paraffin-embedded Human liver cancer using ACADS Rabbit pAb at dilution of 1:100 (40x lens). Microwave antigen retrieval performed with 0.01M PBS Buffer (pH 7.2) prior to IHC staining.





### **Novus Biologicals USA**

10730 E. Briarwood Avenue  
Centennial, CO 80112  
USA  
Phone: 303.730.1950  
Toll Free: 1.888.506.6887  
Fax: 303.730.1966  
nb-customerservice@bio-techne.com

### **Bio-Techne Canada**

21 Canmotor Ave  
Toronto, ON M8Z 4E6  
Canada  
Phone: 905.827.6400  
Toll Free: 855.668.8722  
Fax: 905.827.6402  
canada.inquires@bio-techne.com

### **Bio-Techne Ltd**

19 Barton Lane  
Abingdon Science Park  
Abingdon, OX14 3NB, United Kingdom  
Phone: (44) (0) 1235 529449  
Free Phone: 0800 37 34 15  
Fax: (44) (0) 1235 533420  
info.EMEA@bio-techne.com

### **General Contact Information**

www.novusbio.com  
Technical Support: nb-technical@bio-techne.com  
Orders: nb-customerservice@bio-techne.com  
General: novus@novusbio.com

### **Products Related to NBP3-35087-100ul**

---

|             |   |
|-------------|---|
| NBP2-33376H | Blue Marker Antibody (6F4-F6) [HRP]                 |
| HAF008      | Goat anti-Rabbit IgG Secondary Antibody [HRP]       |
| NB7160      | Goat anti-Rabbit IgG (H+L) Secondary Antibody [HRP] |
| NBP2-24891  | Rabbit IgG Isotype Control                          |

---

### **Limitations**

This product is for research use only and is not approved for use in humans or in clinical diagnosis. Primary Antibodies are guaranteed for 1 year from date of receipt.

For more information on our 100% guarantee, please visit [www.novusbio.com/guarantee](http://www.novusbio.com/guarantee)

Earn gift cards/discounts by submitting a review: [www.novusbio.com/reviews/submit/NBP3-35087](http://www.novusbio.com/reviews/submit/NBP3-35087)

Earn gift cards/discounts by submitting a publication using this product:  
[www.novusbio.com/publications](http://www.novusbio.com/publications)

