

# Product Datasheet

## Cardiac Troponin T Antibody (10H9D8) NBP3-33537-100ul

Unit Size: 100 ul

Store at -20C. Avoid freeze-thaw cycles.

[www.novusbio.com](http://www.novusbio.com)



[technical@novusbio.com](mailto:technical@novusbio.com)

Protocols, Publications, Related Products, Reviews, Research Tools and Images at:  
[www.novusbio.com/NBP3-33537](http://www.novusbio.com/NBP3-33537)

Updated 9/9/2025 v.20.1

Earn rewards for product  
reviews and publications.

Submit a publication at [www.novusbio.com/publications](http://www.novusbio.com/publications)

Submit a review at [www.novusbio.com/reviews/destination/NBP3-33537](http://www.novusbio.com/reviews/destination/NBP3-33537)



**NBP3-33537-100ul**

Cardiac Troponin T Antibody (10H9D8)

Product Information	
<b>Unit Size</b>	100 ul
<b>Concentration</b>	Please see the vial label for concentration. If unlisted please contact technical services.
<b>Storage</b>	Store at -20C. Avoid freeze-thaw cycles.
<b>Clonality</b>	Monoclonal
<b>Clone</b>	10H9D8
<b>Preservative</b>	0.02% Sodium Azide
<b>Isotype</b>	IgG
<b>Purity</b>	Affinity purified
<b>Buffer</b>	PBS (pH 7.3), 50% glycerol, 0.05% BSA
<b>Target Molecular Weight</b>	36 kDa

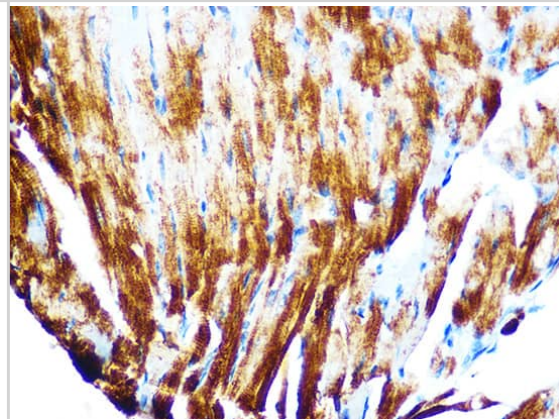
Product Description	
<b>Description</b>	Novus Biologicals Rabbit Cardiac Troponin T Antibody (10H9D8) (NBP3-33537) is a monoclonal antibody validated for use in IHC, ELISA and ICC/IF. All Novus Biologicals antibodies are covered by our 100% guarantee.
<b>Host</b>	Rabbit
<b>Gene ID</b>	7139
<b>Gene Symbol</b>	TNNT2
<b>Species</b>	Mouse, Rat
<b>Immunogen</b>	A synthetic peptide corresponding to a sequence within amino acids 199-298 of human Troponin T Type 2 (cardiac) (TNNT2) (P45379).  Sequence: QKQAQTERKSGKRQTEREKKKKILAERRKVLAIIDLHNLNEDQLREKAKELWQSIY NLEAEKFDLQEKFKQKYEINVLRNRINDNQKVSCTRKGKAKVTGRWK

Product Application Details	
<b>Applications</b>	Immunohistochemistry-Paraffin, ELISA, Immunocytochemistry/ Immunofluorescence, Immunohistochemistry
<b>Recommended Dilutions</b>	ELISA, Immunohistochemistry, Immunocytochemistry/ Immunofluorescence 1:50 - 1:200, Immunohistochemistry-Paraffin 1:50 - 1:200

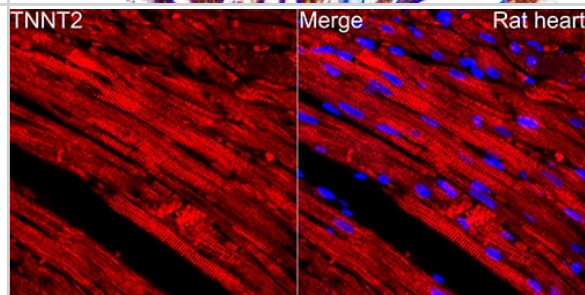


## Images

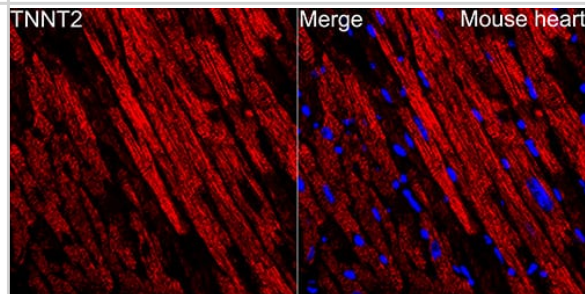
Immunocytochemistry/ Immunofluorescence: Cardiac Troponin T Antibody (10H9D8) [NBP3-33537] - Immunofluorescence analysis of paraffin-embedded mouse heart using Cardiac Troponin T(TNNT2) Rabbit mAb at dilution of 1:100 (40x lens). Secondary antibody: Cy3-conjugated Goat anti-Rabbit IgG (H+L) at 1:500 dilution. Blue: DAPI for nuclear staining.



Immunocytochemistry/ Immunofluorescence: Cardiac Troponin T Antibody (10H9D8) [NBP3-33537] - Immunofluorescence analysis of paraffin-embedded rat heart using Cardiac Troponin T Rabbit mAb at dilution of 1:100 (40x lens). Secondary antibody: Cy3-conjugated Goat anti-Rabbit IgG (H+L) at 1:500 dilution. Blue: DAPI for nuclear staining.



Immunohistochemistry: Rabbit Cardiac Troponin T mAb (10H9D8) [NBP3-33537] - Immunofluorescence analysis of paraffin-embedded mouse heart using Cardiac troponin T (TNNT2) Rabbit mAb (A4914) at dilution of 1:100 (40x lens). Secondary antibody: Cy3-conjugated Goat anti-Rabbit IgG (H+L) (AS007) at 1:500 dilution. Blue: DAPI for nuclear staining.





### Novus Biologicals USA

10730 E. Briarwood Avenue  
Centennial, CO 80112  
USA  
Phone: 303.730.1950  
Toll Free: 1.888.506.6887  
Fax: 303.730.1966  
nb-customerservice@bio-techne.com

### Bio-Techne Canada

21 Canmotor Ave  
Toronto, ON M8Z 4E6  
Canada  
Phone: 905.827.6400  
Toll Free: 855.668.8722  
Fax: 905.827.6402  
canada.inquires@bio-techne.com

### Bio-Techne Ltd

19 Barton Lane  
Abingdon Science Park  
Abingdon, OX14 3NB, United Kingdom  
Phone: (44) (0) 1235 529449  
Free Phone: 0800 37 34 15  
Fax: (44) (0) 1235 533420  
info.EMEA@bio-techne.com

### General Contact Information

www.novusbio.com  
Technical Support: nb-technical@bio-techne.com  
Orders: nb-customerservice@bio-techne.com  
General: novus@novusbio.com

### Products Related to NBP3-33537-100ul

---

HAF008	Goat anti-Rabbit IgG Secondary Antibody [HRP]
NB7160	Goat anti-Rabbit IgG (H+L) Secondary Antibody [HRP]
NBP2-24891	Rabbit IgG Isotype Control
H00005555-P01-10ug	Recombinant Human PRH2 GST (N-Term) Protein

---

### Limitations

This product is for research use only and is not approved for use in humans or in clinical diagnosis. Primary Antibodies are guaranteed for 1 year from date of receipt.

For more information on our 100% guarantee, please visit [www.novusbio.com/guarantee](http://www.novusbio.com/guarantee)

Earn gift cards/discounts by submitting a review: [www.novusbio.com/reviews/submit/NBP3-33537](http://www.novusbio.com/reviews/submit/NBP3-33537)

Earn gift cards/discounts by submitting a publication using this product:  
[www.novusbio.com/publications](http://www.novusbio.com/publications)

