

Product Datasheet

Arginyl tRNA synthetase Antibody (4Y1H4) NBP3-33518-100ul

Unit Size: 100 ul

Store at -20C. Avoid freeze-thaw cycles.

www.novusbio.com



technical@novusbio.com

Protocols, Publications, Related Products, Reviews, Research Tools and Images at:
www.novusbio.com/NBP3-33518

Updated 9/9/2025 v.20.1

Earn rewards for product
reviews and publications.

Submit a publication at www.novusbio.com/publications

Submit a review at www.novusbio.com/reviews/destination/NBP3-33518



NBP3-33518-100ul

Arginyl tRNA synthetase Antibody (4Y1H4)

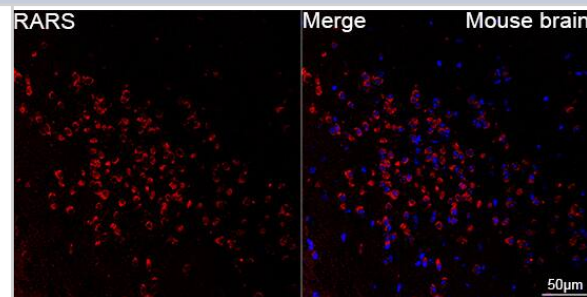
Product Information	
Unit Size	100 ul
Concentration	Please see the vial label for concentration. If unlisted please contact technical services.
Storage	Store at -20C. Avoid freeze-thaw cycles.
Clonality	Monoclonal
Clone	4Y1H4
Preservative	0.05% Proclin 300
Isotype	IgG
Purity	Affinity purified
Buffer	PBS (pH 7.3), 50% glycerol, 0.05% BSA
Target Molecular Weight	75 kDa

Product Description	
Description	Novus Biologicals Rabbit Arginyl tRNA synthetase Antibody (4Y1H4) (NBP3-33518) is a monoclonal antibody validated for use in IHC, WB, ELISA and ICC/IF. All Novus Biologicals antibodies are covered by our 100% guarantee.
Host	Rabbit
Gene ID	5917
Gene Symbol	RARS1
Species	Human, Mouse
Immunogen	Recombinant fusion protein containing a sequence corresponding to amino acids 1-300 of human Arginyl tRNA synthetase (NP_002878.2). Sequence: MDVLVSECSARLLQQEEEIKSLTAEIDRLKNCGCLGASPNLEQLQEENLKLKYR LNILRKSLQAERNKPTKNMINIISRLQEVFGHAIKAAYPDLENPPLLVTPSQQAKF GDYQCNSAMGISQMLKTKEQKVNPREIAENITKHLDPNECIEKVEIAGPGFINVH LRKDFVSEQLTSLLVNGVQLPALGENKKVIVDFSSPNIAKEMHVGHLRSTIIGESI SRLFEFAGYDVLRLNHVGDWGTQFGMLIAHLQDKFPDYLTVSPPIGDLQVFK ESKKRFDTEEEFKKRAYQCVLLQ GK

Product Application Details	
Applications	Western Blot, Immunohistochemistry-Paraffin, ELISA, Immunocytochemistry/ Immunofluorescence, Immunohistochemistry
Recommended Dilutions	Western Blot 1:500 - 1:1000, ELISA Recommended starting concentration is 1 ug/mL, Immunohistochemistry, Immunocytochemistry/ Immunofluorescence 1:50 - 1:200, Immunohistochemistry-Paraffin 1:50 - 1:200

Images

Immunocytochemistry/ Immunofluorescence: Arginyl tRNA synthetase Antibody (4Y1H4) [NBP3-33518] - Confocal imaging of paraffin-embedded Mouse brain tissue using Arginyl tRNA synthetase Rabbit mAb followed by a further incubation with Cy3 Goat Anti-Rabbit IgG (H+L) (Red). DAPI was used for nuclear staining (Blue). High pressure antigen retrieval performed with 0.01M Citrate Buffer (pH 6.0) prior to IF staining. Objective: 40x.



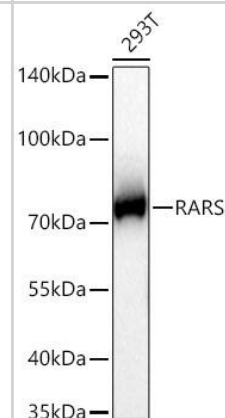
Western Blot: Arginyl tRNA synthetase Antibody (4Y1H4) [NBP3-33518] - Western Blot analysis of lysates from 293T cells using Arginyl tRNA synthetase Rabbit mAb at 1:1000 dilution incubated overnight at 4C. Secondary antibody: HRP-conjugated Goat anti-Rabbit IgG (H+L) at 1:10000 dilution.

Lysates/proteins: 25 ug per lane.

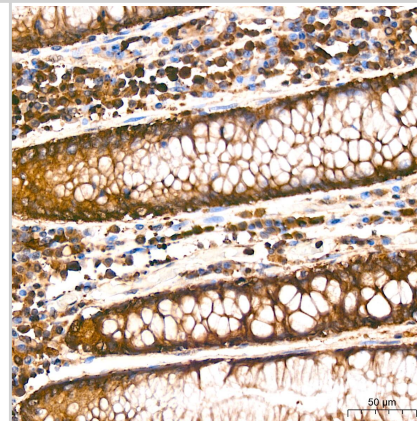
Blocking buffer: 3% nonfat dry milk in TBST.

Detection: ECL Basic Kit.

Exposure time: 1s.



Immunohistochemistry: Arginyl tRNA synthetase Antibody (4Y1H4) [NBP3-33518] - Immunohistochemistry analysis of paraffin-embedded Human colon tissue using Arginyl tRNA synthetase Rabbit mAb at a dilution of 1:200 (40x lens). High pressure antigen retrieval performed with 0.01M Citrate Buffer (pH 6.0) prior to IHC staining.





Novus Biologicals USA

10730 E. Briarwood Avenue
Centennial, CO 80112
USA
Phone: 303.730.1950
Toll Free: 1.888.506.6887
Fax: 303.730.1966
nb-customerservice@bio-techne.com

Bio-Techne Canada

21 Canmotor Ave
Toronto, ON M8Z 4E6
Canada
Phone: 905.827.6400
Toll Free: 855.668.8722
Fax: 905.827.6402
canada.inquires@bio-techne.com

Bio-Techne Ltd

19 Barton Lane
Abingdon Science Park
Abingdon, OX14 3NB, United Kingdom
Phone: (44) (0) 1235 529449
Free Phone: 0800 37 34 15
Fax: (44) (0) 1235 533420
info.EMEA@bio-techne.com

General Contact Information

www.novusbio.com
Technical Support: nb-technical@bio-techne.com
Orders: nb-customerservice@bio-techne.com
General: novus@novusbio.com

Products Related to NBP3-33518-100ul

NBP2-33376H	Blue Marker Antibody (6F4-F6) [HRP]
HAF008	Goat anti-Rabbit IgG Secondary Antibody [HRP]
NB7160	Goat anti-Rabbit IgG (H+L) Secondary Antibody [HRP]
NBP2-24891	Rabbit IgG Isotype Control

Limitations

This product is for research use only and is not approved for use in humans or in clinical diagnosis. Primary Antibodies are guaranteed for 1 year from date of receipt.

For more information on our 100% guarantee, please visit www.novusbio.com/guarantee

Earn gift cards/discounts by submitting a review: www.novusbio.com/reviews/submit/NBP3-33518

Earn gift cards/discounts by submitting a publication using this product:
www.novusbio.com/publications

