

# Product Datasheet

**F4/80 Antibody (4J7L6)**

**NBP3-33457-100ul**

Unit Size: 100 ul

Store at -20C. Avoid freeze-thaw cycles.

[www.novusbio.com](http://www.novusbio.com)



[technical@novusbio.com](mailto:technical@novusbio.com)

Protocols, Publications, Related Products, Reviews, Research Tools and Images at:  
[www.novusbio.com/NBP3-33457](http://www.novusbio.com/NBP3-33457)

Updated 3/4/2026 v.20.1

**Earn rewards for product reviews and publications.**

Submit a publication at [www.novusbio.com/publications](http://www.novusbio.com/publications)

Submit a review at [www.novusbio.com/reviews/destination/NBP3-33457](http://www.novusbio.com/reviews/destination/NBP3-33457)



**NBP3-33457-100ul**

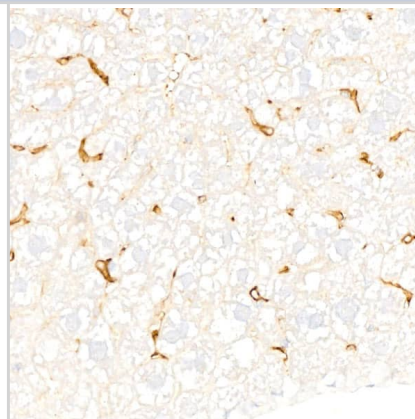
F4/80 Antibody (4J7L6)

Product Information	
<b>Unit Size</b>	100 ul
<b>Concentration</b>	Please see the vial label for concentration. If unlisted please contact technical services.
<b>Storage</b>	Store at -20C. Avoid freeze-thaw cycles.
<b>Clonality</b>	Monoclonal
<b>Clone</b>	4J7L6
<b>Preservative</b>	0.02% Sodium Azide
<b>Isotype</b>	IgG
<b>Purity</b>	Affinity purified
<b>Buffer</b>	PBS (pH 7.3), 50% glycerol, 0.05% BSA
<b>Target Molecular Weight</b>	102 kDa
Product Description	
<b>Host</b>	Rabbit
<b>Gene ID</b>	13733
<b>Gene Symbol</b>	EMR1
<b>Species</b>	Mouse, Rat
<b>Immunogen</b>	Recombinant fusion protein containing a sequence corresponding to amino acids 367-645 of mouse F4/80(NP_034260.1).  Sequence: KRILFKCKEDLILQSEIQQCQAVQGRDLGYASFCTLVNATFTILDNTCENKSAP VSLQSAATSVSLVLEQATTWFELSKEETSTLGTILLETVESTMLAALLIPSGNAS QMIQTEYLDIESKVINEECKENESINLAARGDKMNVGCFIIKESVSTGAPGVAFV SFAHMESVLNERFFEDGQSFRKLRMNSRVVGGTVTGEKKEDFSKPIIYTLQHIQ PKQKSERPICVSWNTDVEDGRWTPSGCEIVEASEHTVCSCNRMANLAIIMAS GELTMEF
Product Application Details	
<b>Applications</b>	Immunohistochemistry-Paraffin, ELISA, Immunohistochemistry
<b>Recommended Dilutions</b>	ELISA Recommended starting concentration is 1 ug/mL, Immunohistochemistry 1:300 - 1:1200, Immunohistochemistry-Paraffin 1:300 - 1:1200

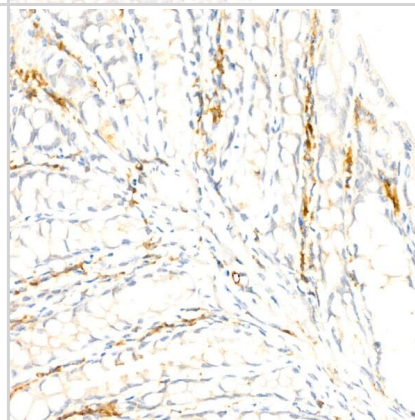


**Images**

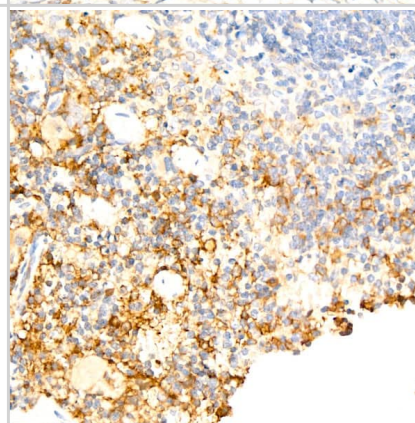
Immunohistochemistry: F4/80 Antibody (4J7L6) [NBP3-33457] - Immunohistochemistry analysis of paraffin-embedded Mouse spleen using F4/80 Rabbit mAb at dilution of 1:200 (40x lens). High pressure antigen retrieval performed with 0.01M Citrate Bufferr (pH 6.0) prior to IHC staining.



Immunohistochemistry: F4/80 Antibody (4J7L6) [NBP3-33457] - Immunohistochemistry analysis of paraffin-embedded Mouse liver using F4/80 Rabbit mAb at dilution of 1:200 (40x lens). High pressure antigen retrieval performed with 0.01M Citrate Bufferr (pH 6.0) prior to IHC staining.



Immunohistochemistry: F4/80 Antibody (4J7L6) [NBP3-33457] - Immunohistochemistry analysis of paraffin-embedded mouse spleen using F4/80 Rabbit mAb at dilution of 1:200 (40x lens). Perform high pressure antigen retrieval with 10 mM citrate buffer pH 6.0 before commencing with IHC staining protocol.





### **Novus Biologicals USA**

10730 E. Briarwood Avenue  
Centennial, CO 80112  
USA  
Phone: 303.730.1950  
Toll Free: 1.888.506.6887  
Fax: 303.730.1966  
nb-customerservice@bio-techne.com

### **Bio-Techne Canada**

21 Canmotor Ave  
Toronto, ON M8Z 4E6  
Canada  
Phone: 905.827.6400  
Toll Free: 855.668.8722  
Fax: 905.827.6402  
canada.inquires@bio-techne.com

### **Bio-Techne Ltd**

19 Barton Lane  
Abingdon Science Park  
Abingdon, OX14 3NB, United Kingdom  
Phone: (44) (0) 1235 529449  
Free Phone: 0800 37 34 15  
Fax: (44) (0) 1235 533420  
info.EMEA@bio-techne.com

### **General Contact Information**

www.novusbio.com  
Technical Support: nb-technical@bio-techne.com  
Orders: nb-customerservice@bio-techne.com  
General: novus@novusbio.com

### **Products Related to NBP3-33457-100ul**

---

HAF008	Goat anti-Rabbit IgG Secondary Antibody [HRP]
NB7160	Goat anti-Rabbit IgG (H+L) Secondary Antibody [HRP]
NBP2-24891	Rabbit IgG Isotype Control
210-TA-005	TNF-alpha [Unconjugated]

---

### **Limitations**

This product is for research use only and is not approved for use in humans or in clinical diagnosis. Primary Antibodies are guaranteed for 1 year from date of receipt.

For more information on our 100% guarantee, please visit [www.novusbio.com/guarantee](http://www.novusbio.com/guarantee)

Earn gift cards/discounts by submitting a review: [www.novusbio.com/reviews/submit/NBP3-33457](http://www.novusbio.com/reviews/submit/NBP3-33457)

Earn gift cards/discounts by submitting a publication using this product:  
[www.novusbio.com/publications](http://www.novusbio.com/publications)

