

Product Datasheet

CHD4 Antibody (0M3R5)

NBP3-33432-100ul

Unit Size: 100 ul

Store at -20C. Avoid freeze-thaw cycles.

www.novusbio.com



technical@novusbio.com

Protocols, Publications, Related Products, Reviews, Research Tools and Images at:
www.novusbio.com/NBP3-33432

Updated 2/17/2026 v.20.1

Earn rewards for product
reviews and publications.

Submit a publication at www.novusbio.com/publications

Submit a review at www.novusbio.com/reviews/destination/NBP3-33432



NBP3-33432-100ul

CHD4 Antibody (0M3R5)

Product Information	
Unit Size	100 ul
Concentration	Please see the vial label for concentration. If unlisted please contact technical services.
Storage	Store at -20C. Avoid freeze-thaw cycles.
Clonality	Monoclonal
Clone	0M3R5
Preservative	0.02% Sodium Azide
Isotype	IgG
Purity	Affinity purified
Buffer	PBS (pH 7.3), 50% glycerol, 0.05% BSA
Target Molecular Weight	218 kDa

Product Description	
Description	Novus Biologicals Rabbit CHD4 Antibody (0M3R5) (NBP3-33432) is a monoclonal antibody validated for use in IHC and ELISA. All Novus Biologicals antibodies are covered by our 100% guarantee.
Host	Rabbit
Gene ID	1108
Gene Symbol	CHD4
Species	Human, Mouse, Rat
Immunogen	Recombinant fusion protein containing a sequence corresponding to amino acids 1520-1700 of human CHD4 (NP_001264.2). Sequence: ELAEVEENKKMSQPGSPSPKTPTPSTPGDTQPNT PAPVPPAEDGIKIEENSLKE EESIEGEKEVKSTAPETAIECTQAPAPASEDEKVVVEPPEGEEKVEKAEVKERT EPMETEPKGAADVEKVEEKSAIDLTPIVEDKEEKKEEEEKKEVMLQNGETPK DLNDEKQKKNIKQRFMFNI

Product Application Details	
Applications	Immunohistochemistry-Paraffin, ELISA, Immunohistochemistry
Recommended Dilutions	ELISA Recommended starting concentration is 1 ug/mL, Immunohistochemistry, Immunohistochemistry-Paraffin 1:50 - 1:200



Images

Western Blot: CHD4 Antibody (0M3R5) [NBP3-33432] - Western blot analysis of lysates from HeLa cells using CHD4 Rabbit mAb at 1:20000 dilution incubated overnight at 4C.

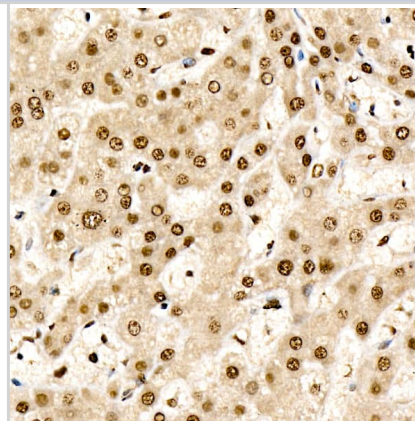
Secondary antibody: HRP-conjugated Goat anti-Rabbit IgG (H+L) at 1:10000 dilution.

Lysates/proteins: 25 ug per lane.

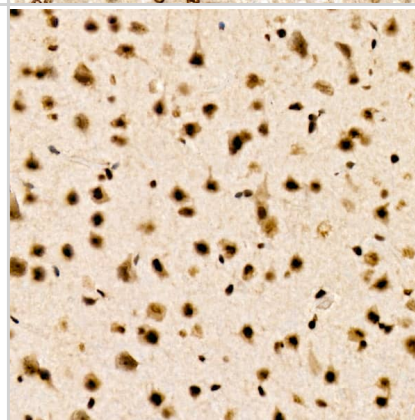
Blocking buffer: 3% nonfat dry milk in TBST.

Detection: ECL Basic Kit.

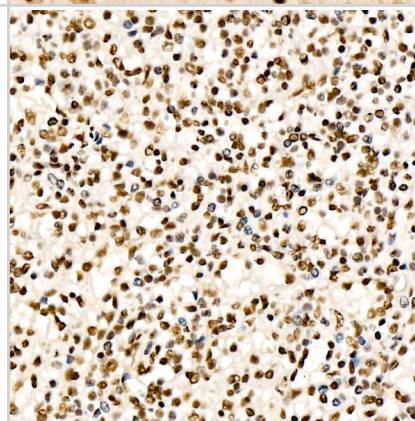
Exposure time: 1s.



Immunohistochemistry: CHD4 Antibody (0M3R5) [NBP3-33432] - Immunohistochemistry analysis of paraffin-embedded Human spleen using CHD4 Rabbit mAb at dilution of 1:200 (40x lens). High pressure antigen retrieval performed with 0.01M Citrate Buffer (pH 6.0) prior to IHC staining.



Immunohistochemistry: CHD4 Antibody (0M3R5) [NBP3-33432] - Immunohistochemistry analysis of paraffin-embedded Human liver using CHD4 Rabbit mAb at dilution of 1:200 (40x lens). High pressure antigen retrieval performed with 0.01M Citrate Buffer (pH 6.0) prior to IHC staining.



Western Blot: CHD4 Antibody (0M3R5) [NBP3-33432] - Western blot analysis of lysates from HeLa cells using CHD4 Rabbit mAb at 1:20000 dilution incubated overnight at 4C.

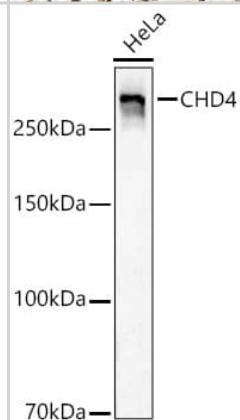
Secondary antibody: HRP-conjugated Goat anti-Rabbit IgG (H+L) at 1:10000 dilution.

Lysates/proteins: 25 ug per lane.

Blocking buffer: 3% nonfat dry milk in TBST.

Detection: ECL Basic Kit.

Exposure time: 1s.





Novus Biologicals USA

10730 E. Briarwood Avenue
Centennial, CO 80112
USA
Phone: 303.730.1950
Toll Free: 1.888.506.6887
Fax: 303.730.1966
nb-customerservice@bio-techne.com

Bio-Techne Canada

21 Canmotor Ave
Toronto, ON M8Z 4E6
Canada
Phone: 905.827.6400
Toll Free: 855.668.8722
Fax: 905.827.6402
canada.inquires@bio-techne.com

Bio-Techne Ltd

19 Barton Lane
Abingdon Science Park
Abingdon, OX14 3NB, United Kingdom
Phone: (44) (0) 1235 529449
Free Phone: 0800 37 34 15
Fax: (44) (0) 1235 533420
info.EMEA@bio-techne.com

General Contact Information

www.novusbio.com
Technical Support: nb-technical@bio-techne.com
Orders: nb-customerservice@bio-techne.com
General: novus@novusbio.com

Products Related to NBP3-33432-100ul

HAF008	Goat anti-Rabbit IgG Secondary Antibody [HRP]
NB7160	Goat anti-Rabbit IgG (H+L) Secondary Antibody [HRP]
NBP2-24891	Rabbit IgG Isotype Control
H00001108-Q01-10ug	Recombinant Human CHD4 GST (N-Term) Protein

Limitations

This product is for research use only and is not approved for use in humans or in clinical diagnosis. Primary Antibodies are guaranteed for 1 year from date of receipt.

For more information on our 100% guarantee, please visit www.novusbio.com/guarantee

Earn gift cards/discounts by submitting a review: www.novusbio.com/reviews/submit/NBP3-33432

Earn gift cards/discounts by submitting a publication using this product:
www.novusbio.com/publications

