

Product Datasheet

N6-methyladenosine (m6A) Antibody (7J1S3) **NBP3-33361-100ul**

Unit Size: 100 ul

Store at -20C. Avoid freeze-thaw cycles.

www.novusbio.com



technical@novusbio.com

Protocols, Publications, Related Products, Reviews, Research Tools and Images at:
www.novusbio.com/NBP3-33361

Updated 2/17/2026 v.20.1

Earn rewards for product
reviews and publications.

Submit a publication at www.novusbio.com/publications

Submit a review at www.novusbio.com/reviews/destination/NBP3-33361



NBP3-33361-100ul**N6-methyladenosine (m6A) Antibody (7J1S3)**

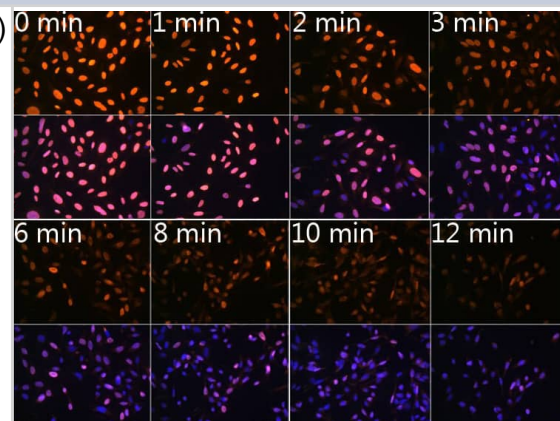
Product Information	
Unit Size	100 ul
Concentration	Please see the vial label for concentration. If unlisted please contact technical services.
Storage	Store at -20C. Avoid freeze-thaw cycles.
Clonality	Monoclonal
Clone	7J1S3
Preservative	0.02% Sodium Azide
Isotype	IgG
Purity	Affinity purified
Buffer	PBS (pH 7.3), 50% glycerol, 0.05% BSA

Product Description	
Description	Novus Biologicals Rabbit N6-methyladenosine (m6A) Antibody (7J1S3) (NBP3-33361) is a monoclonal antibody validated for use in ELISA and ICC/IF. All Novus Biologicals antibodies are covered by our 100% guarantee.
Host	Rabbit
Species	Non-species specific
Immunogen	Chemical compounds corresponding to N6-methyladenosine (m6A).

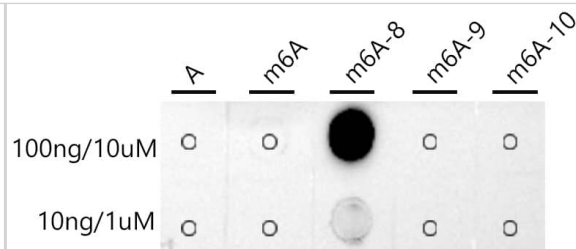
Product Application Details	
Applications	Dot Blot, ELISA, Immunocytochemistry/ Immunofluorescence, RNA immunoprecipitation
Recommended Dilutions	ELISA Recommended starting concentration is 1 ug/mL, Immunocytochemistry/ Immunofluorescence 1:50 - 1:200, Dot Blot 1:500 - 1:2000, RNA immunoprecipitation 1:50 - 1:200

Images


Immunocytochemistry/ Immunofluorescence: N6-methyladenosine (m6A) Antibody (7J1S3) [NBP3-33361] - U2OS cells pre-treated with BrdU were subjected UVC irradiation incubated at 37 C for the indicated time, immunofluorescence analysis was performed by N6-methyladenosine (m6A) Rabbit mAb, DAPI, 4',6-diamidino-2-phenylindole. Global UVC irradiation exceed cytoplasmic level, peaking at 2 min after irradiation and diminishing over the following 8 min.



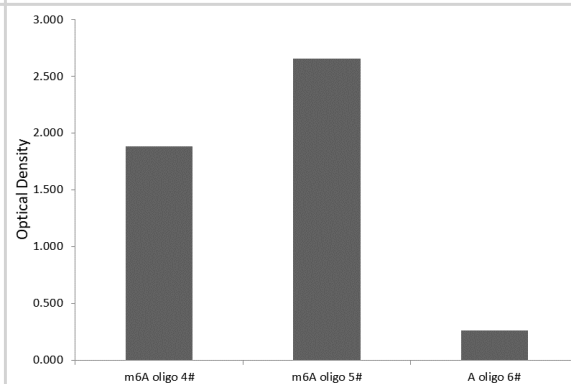
Dot Blot: N6-methyladenosine (m6A) Antibody (7J1S3) [NBP3-33361] -
Dot-blot analysis of all sorts of peptides using N6-methyladenosine (m6A) antibody at dilution.



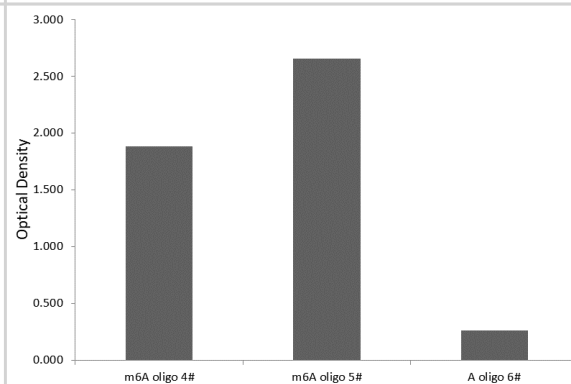
Dot Blot: N6-methyladenosine (m6A) Antibody (7J1S3) [NBP3-33361] -
The N6-methyladenosine / m6A Rabbit mAb are tested in Dot Blot
against N6-methyladenosine (m6A) and unmodified adenosine.
Oligomer 8 - ATAACTGG-m6A-CCGAATGG
Oligomer 9 - ATAACTGGACCGAATGG
Oligomer 10 - AAAAAAAAAAAAAAAAAA-biotin.



Dot Blot: N6-methyladenosine (m6A) Antibody (7J1S3) [NBP3-33361] -
The N6-methyladenosine (m6A) Rabbit mAb (4ug,A19841) are tested in
Nucleotide Array against N6-methyladenosine (m6A) and unmodified
adenosine (100pmol for each oligomer).
Oligomer 4 - N6-methyladenosine (m6A-UAACUGGACCGAAUGG-
Biotin)
Oligomer 5 - N6-methyladenosine
Oligomer 6 - unmodified adenosine



Dot Blot: N6-methyladenosine (m6A) Antibody (7J1S3) [N6-
methyladenosine (m6A)] - The N6-methyladenosine (m6A) Rabbit mAb
(4ug,A19841) are tested in Nucleotide Array against N6-
methyladenosine (m6A) and unmodified adenosine (100pmol for each
oligomer).
Oligomer 4 - N6-methyladenosine (m6A-UAACUGGACCGAAUGG-
Biotin)
Oligomer 5 - N6-methyladenosine
Oligomer 6 - unmodified adenosine





Novus Biologicals USA

10730 E. Briarwood Avenue
Centennial, CO 80112
USA
Phone: 303.730.1950
Toll Free: 1.888.506.6887
Fax: 303.730.1966
nb-customerservice@bio-techne.com

Bio-Techne Canada

21 Canmotor Ave
Toronto, ON M8Z 4E6
Canada
Phone: 905.827.6400
Toll Free: 855.668.8722
Fax: 905.827.6402
canada.inquires@bio-techne.com

Bio-Techne Ltd

19 Barton Lane
Abingdon Science Park
Abingdon, OX14 3NB, United Kingdom
Phone: (44) (0) 1235 529449
Free Phone: 0800 37 34 15
Fax: (44) (0) 1235 533420
info.EMEA@bio-techne.com

General Contact Information

www.novusbio.com
Technical Support: nb-technical@bio-techne.com
Orders: nb-customerservice@bio-techne.com
General: novus@novusbio.com

Products Related to NBP3-33361-100ul

HAF008	Goat anti-Rabbit IgG Secondary Antibody [HRP]
NB7160	Goat anti-Rabbit IgG (H+L) Secondary Antibody [HRP]
NBP2-24891	Rabbit IgG Isotype Control

Limitations

This product is for research use only and is not approved for use in humans or in clinical diagnosis. Primary Antibodies are guaranteed for 1 year from date of receipt.

For more information on our 100% guarantee, please visit www.novusbio.com/guarantee

Earn gift cards/discounts by submitting a review: www.novusbio.com/reviews/submit/NBP3-33361

Earn gift cards/discounts by submitting a publication using this product:
www.novusbio.com/publications

