

Product Datasheet

Pepsinogen C/PGC/Progastricsin Antibody (10Q1X2) NBP3-33347-100ul

Unit Size: 100 ul

Store at -20C. Avoid freeze-thaw cycles.

www.novusbio.com



technical@novusbio.com

Protocols, Publications, Related Products, Reviews, Research Tools and Images at:
www.novusbio.com/NBP3-33347

Updated 9/9/2025 v.20.1

Earn rewards for product
reviews and publications.

Submit a publication at www.novusbio.com/publications

Submit a review at www.novusbio.com/reviews/destination/NBP3-33347



NBP3-33347-100ul

Pepsinogen C/PGC/Progastricsin Antibody (10Q1X2)

Product Information	
Unit Size	100 ul
Concentration	Please see the vial label for concentration. If unlisted please contact technical services.
Storage	Store at -20C. Avoid freeze-thaw cycles.
Clonality	Monoclonal
Clone	10Q1X2
Preservative	0.05% Proclin 300
Isotype	IgG
Purity	Affinity purified
Buffer	PBS (pH 7.3), 50% glycerol, 0.05% BSA
Target Molecular Weight	42 kDa

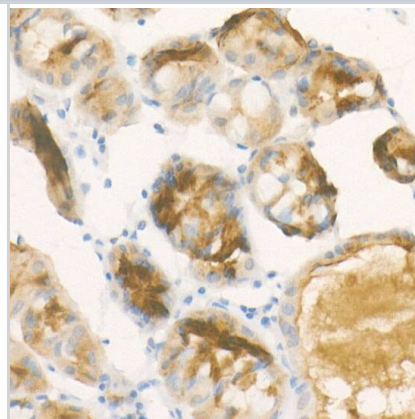
Product Description	
Description	Novus Biologicals Rabbit Pepsinogen C/PGC/Progastricsin Antibody (10Q1X2) (NBP3-33347) is a monoclonal antibody validated for use in IHC and ELISA. All Novus Biologicals antibodies are covered by our 100% guarantee.
Host	Rabbit
Gene ID	5225
Gene Symbol	PGC
Species	Human, Mouse, Rat
Immunogen	Recombinant fusion protein containing a sequence corresponding to amino acids 1-388 of human Pepsinogen C/PGC/Progastricsin (PG II) (NP_002621.1). Sequence: MKWMVVVLVCLQLLEAAVVKVPLKKFKSIRETMKEKGLLGEFLRTHKYDPAWK YRFGDLSVTYEPMAYMDAAYFGEISIGTPPQNFLVLFDTGSSNLWVPSVYCQS QACTSHSRFNPSESSTYSTNGQTFSLQYGSGLTGFFGYDTLTVQSIQVPNQE FGLSENEPGTNFVYAQFDGIMGLAYPALSVD EATTAMQGMVQEGALTSPVFSV YLSNQQGSSGGAVVFGGVDSSLYTGQIYWAPVTQELYWQIGIEEFLIGGQASG WCSEGCQAIVDGTSLLTVPQQYMSALLQATGAQEDEYGGFLVNCNSIQNLPS LTFIINGVEFPLPPSSYILSNNGYCTVGVEPTYLSSQNGQPLWILGDVFLRSYYS VYDLGNRNVGFATAA

Product Application Details	
Applications	Immunohistochemistry-Paraffin, ELISA, Immunohistochemistry
Recommended Dilutions	ELISA Recommended starting concentration is 1 ug/mL, Immunohistochemistry, Immunohistochemistry-Paraffin 1:50 - 1:200

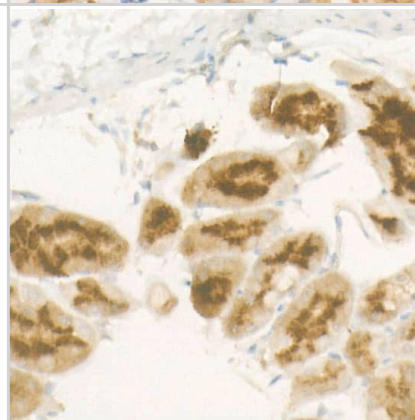


Images

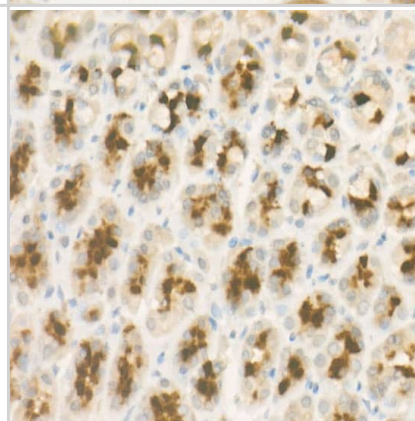
Immunohistochemistry: Pepsinogen C/PGC/Progastricsin Antibody (10Q1X2) [NBP3-33347] - Immunohistochemistry analysis of paraffin-embedded Human stomach using Pepsinogen C/PGC/Progastricsin(PG II) Rabbit mAb at dilution of 1:100 (40x lens). High pressure antigen retrieval performed with 0.01M Citrate Bufferr (pH 6.0) prior to IHC staining.



Immunohistochemistry: Pepsinogen C/PGC/Progastricsin Antibody (10Q1X2) [NBP3-33347] - Immunohistochemistry analysis of paraffin-embedded Mouse stomach using Pepsinogen C/PGC/Progastricsin(PG II) Rabbit mAb at dilution of 1:100 (40x lens). High pressure antigen retrieval performed with 0.01M Citrate Bufferr (pH 6.0) prior to IHC staining.



Immunohistochemistry: Pepsinogen C/PGC/Progastricsin Antibody (10Q1X2) [NBP3-33347] - Immunohistochemistry analysis of paraffin-embedded Rat stomach using Pepsinogen C/PGC/Progastricsin(PG II) Rabbit mAb at dilution of 1:100 (40x lens). High pressure antigen retrieval performed with 0.01M Citrate Bufferr (pH 6.0) prior to IHC staining.





Novus Biologicals USA

10730 E. Briarwood Avenue
Centennial, CO 80112
USA
Phone: 303.730.1950
Toll Free: 1.888.506.6887
Fax: 303.730.1966
nb-customerservice@bio-techne.com

Bio-Techne Canada

21 Canmotor Ave
Toronto, ON M8Z 4E6
Canada
Phone: 905.827.6400
Toll Free: 855.668.8722
Fax: 905.827.6402
canada.inquires@bio-techne.com

Bio-Techne Ltd

19 Barton Lane
Abingdon Science Park
Abingdon, OX14 3NB, United Kingdom
Phone: (44) (0) 1235 529449
Free Phone: 0800 37 34 15
Fax: (44) (0) 1235 533420
info.EMEA@bio-techne.com

General Contact Information

www.novusbio.com
Technical Support: nb-technical@bio-techne.com
Orders: nb-customerservice@bio-techne.com
General: novus@novusbio.com

Products Related to NBP3-33347-100ul

HAF008	Goat anti-Rabbit IgG Secondary Antibody [HRP]
NB7160	Goat anti-Rabbit IgG (H+L) Secondary Antibody [HRP]
NBP2-24891	Rabbit IgG Isotype Control
NBP1-91012PEP	Pepsinogen C/PGC/Progastricsin Recombinant Protein Antigen

Limitations

This product is for research use only and is not approved for use in humans or in clinical diagnosis. Primary Antibodies are guaranteed for 1 year from date of receipt.

For more information on our 100% guarantee, please visit www.novusbio.com/guarantee

Earn gift cards/discounts by submitting a review: www.novusbio.com/reviews/submit/NBP3-33347

Earn gift cards/discounts by submitting a publication using this product:
www.novusbio.com/publications

