

Product Datasheet

Histone H4 Antibody (4R4N3)

NBP3-33209-100ul

Unit Size: 100 ul

Store at -20C. Avoid freeze-thaw cycles.

www.novusbio.com



technical@novusbio.com

Protocols, Publications, Related Products, Reviews, Research Tools and Images at:
www.novusbio.com/NBP3-33209

Updated 3/4/2026 v.20.1

Earn rewards for product reviews and publications.

Submit a publication at www.novusbio.com/publications

Submit a review at www.novusbio.com/reviews/destination/NBP3-33209



NBP3-33209-100ul

Histone H4 Antibody (4R4N3)

Product Information	
Unit Size	100 ul
Concentration	Please see the vial label for concentration. If unlisted please contact technical services.
Storage	Store at -20C. Avoid freeze-thaw cycles.
Clonality	Monoclonal
Clone	4R4N3
Preservative	0.02% Sodium Azide
Isotype	IgG
Purity	Affinity purified
Buffer	PBS (pH 7.3), 50% glycerol, 0.05% BSA
Target Molecular Weight	11 kDa

Product Description	
Host	Rabbit
Gene ID	121504
Gene Symbol	H4C1
Species	Human, Mouse, Rat
Reactivity Notes	Wide Range Predicted
Immunogen	A synthetic peptide corresponding to a sequence within amino acids 24-103 of human H4 Clustered Histone 1 (P62805). Sequence: RDNIQGITKPAIRRLARRGGVKRISGLIYEETRGVLKVFLENVIRDAVTYTEHAKR KTVTAMDVVYALKRQGRTLYGFGG

Product Application Details	
Applications	Western Blot, Immunohistochemistry-Paraffin, ELISA, Immunohistochemistry
Recommended Dilutions	Western Blot 1:1000 - 1:6000, ELISA Recommended starting concentration is 1 ug/mL, Immunohistochemistry 1:100 - 1:1000, Immunohistochemistry-Paraffin 1:100 - 1:1000



Images

Western Blot: Histone H4 Antibody (4R4N3) [NBP3-33209] - Western blot analysis of various lysates using Histone H4 Rabbit mAb at 1:1000 dilution.

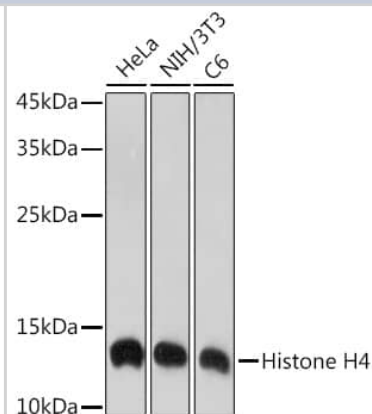
Secondary antibody: HRP-conjugated Goat anti-Rabbit IgG (H+L) at 1:10000 dilution.

Lysates/proteins: 25ug per lane.

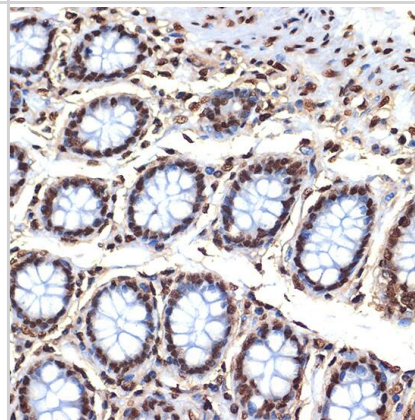
Blocking buffer: 3% nonfat dry milk in TBST.

Detection: ECL Enhanced Kit.

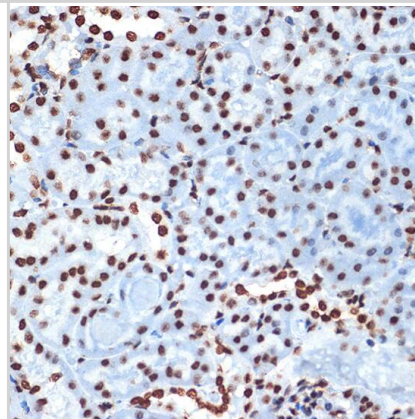
Exposure time: 10s.



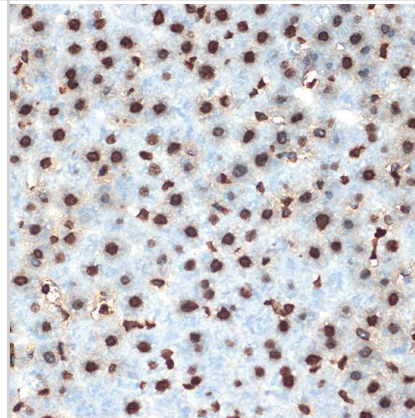
Immunohistochemistry: Histone H4 Antibody (4R4N3) [NBP3-33209] - Immunohistochemistry analysis of paraffin-embedded Human colon using Histone H4 Rabbit mAb at dilution of 1:100 (40x lens). Microwave antigen retrieval performed with 0.01M Tris/EDTA Buffer (pH 9.0) prior to IHC staining.



Immunohistochemistry: Histone H4 Antibody (4R4N3) [NBP3-33209] - Immunohistochemistry analysis of paraffin-embedded Mouse kidney using Histone H4 Rabbit mAb at dilution of 1:100 (40x lens). Microwave antigen retrieval performed with 0.01M Tris/EDTA Buffer (pH 9.0) prior to IHC staining.



Immunohistochemistry: Histone H4 Antibody (4R4N3) [NBP3-33209] - Immunohistochemistry analysis of paraffin-embedded Rat liver using Histone H4 Rabbit mAb at dilution of 1:100 (40x lens). Microwave antigen retrieval performed with 0.01M Tris/EDTA Buffer (pH 9.0) prior to IHC staining.





Novus Biologicals USA

10730 E. Briarwood Avenue
Centennial, CO 80112
USA
Phone: 303.730.1950
Toll Free: 1.888.506.6887
Fax: 303.730.1966
nb-customerservice@bio-techne.com

Bio-Techne Canada

21 Canmotor Ave
Toronto, ON M8Z 4E6
Canada
Phone: 905.827.6400
Toll Free: 855.668.8722
Fax: 905.827.6402
canada.inquires@bio-techne.com

Bio-Techne Ltd

19 Barton Lane
Abingdon Science Park
Abingdon, OX14 3NB, United Kingdom
Phone: (44) (0) 1235 529449
Free Phone: 0800 37 34 15
Fax: (44) (0) 1235 533420
info.EMEA@bio-techne.com

General Contact Information

www.novusbio.com
Technical Support: nb-technical@bio-techne.com
Orders: nb-customerservice@bio-techne.com
General: novus@novusbio.com

Products Related to NBP3-33209-100ul

HAF008	Goat anti-Rabbit IgG Secondary Antibody [HRP]
NB7160	Goat anti-Rabbit IgG (H+L) Secondary Antibody [HRP]
NBP2-24891	Rabbit IgG Isotype Control
NB21-2011PEP	Histone H4 [Monomethyl Arg3] Antibody Blocking Peptide

Limitations

This product is for research use only and is not approved for use in humans or in clinical diagnosis. Primary Antibodies are guaranteed for 1 year from date of receipt.

For more information on our 100% guarantee, please visit www.novusbio.com/guarantee

Earn gift cards/discounts by submitting a review: www.novusbio.com/reviews/submit/NBP3-33209

Earn gift cards/discounts by submitting a publication using this product:
www.novusbio.com/publications

