

Product Datasheet

PEX11B Antibody (JE64-51)

NBP3-32742

Unit Size: 100 ul

Store at 4C short term. Aliquot and store at -20C long term. Avoid freeze-thaw cycles.

www.novusbio.com



technical@novusbio.com


Protocols, Publications, Related Products, Reviews, Research Tools and Images at:
www.novusbio.com/NBP3-32742

Updated 9/9/2025 v.20.1

Earn rewards for product
reviews and publications.

Submit a publication at www.novusbio.com/publications

Submit a review at www.novusbio.com/reviews/destination/NBP3-32742



NBP3-32742

PEX11B Antibody (JE64-51)

| Product Information | |
|--------------------------------|--|
| Unit Size | 100 ul |
| Concentration | 1 mg/ml |
| Storage | Store at 4C short term. Aliquot and store at -20C long term. Avoid freeze-thaw cycles. |
| Clonality | Monoclonal |
| Clone | JE64-51 |
| Preservative | 0.05% Sodium Azide |
| Isotype | IgG |
| Purity | Protein A purified |
| Buffer | 1*TBS (pH7.4), 0.05% BSA and 40% Glycerol |
| Target Molecular Weight | 28 kDa |

| Product Description | |
|----------------------------|---|
| Description | Novus Biologicals Rabbit PEX11B Antibody (JE64-51) (NBP3-32742) is a recombinant monoclonal antibody validated for use in IHC and WB. All Novus Biologicals antibodies are covered by our 100% guarantee. |
| Host | Rabbit |
| Gene ID | 8799 |
| Gene Symbol | PEX11B |
| Species | Human |
| Immunogen | Synthetic peptide within human PEX11B aa 101-150/259. (Uniprot: O96011) |

| Product Application Details | |
|------------------------------------|---|
| Applications | Western Blot, Immunohistochemistry-Paraffin, Immunohistochemistry |
| Recommended Dilutions | Western Blot 1:500, Immunohistochemistry, Immunohistochemistry-Paraffin 1:400 |



Images

Western Blot: PEX11B Antibody (JE64-51) [NBP3-32742] - Western blot analysis of PEX11B on different lysates with Rabbit anti-PEX11B antibody (NBP3-32742) at 1/500 dilution.

Lane 1: Human lung tissue lysate, 20 ug/Lane

Lane 2: MCF-7 cell lysate, 10 ug/Lane.

Predicted band size: 28 kDa

Observed band size: 25 kDa

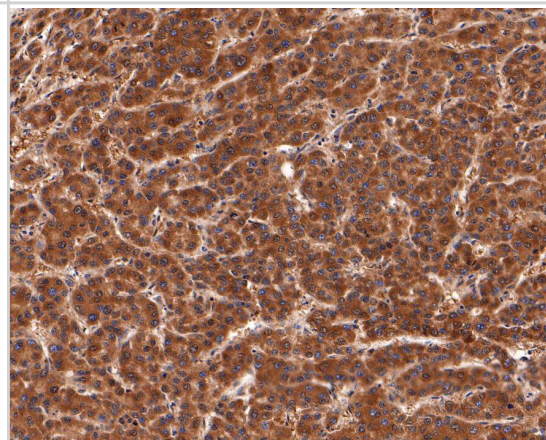
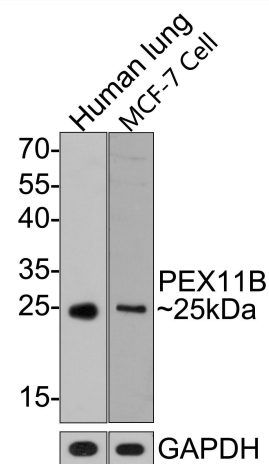
Exposure time: 1 minute;

12% SDS-PAGE gel.

Proteins were transferred to a PVDF membrane and blocked with 5% NFDN/TBST for 1 hour at room temperature. The primary antibody (NBP3-32742) at 1/500 dilution was used in 5% NFDN/TBST at room temperature for 2 hours. Goat Anti-Rabbit IgG - HRP Secondary Antibody at 1:300,000 dilution was used for 1 hour at room temperature.

Immunohistochemistry: PEX11B Antibody (JE64-51) [NBP3-32742] - Immunohistochemical analysis of paraffin-embedded human lung carcinoma tissue with Rabbit anti-PEX11B antibody (NBP3-32742) at 1/400 dilution.

The section was pre-treated using heat mediated antigen retrieval with Tris-EDTA buffer (pH 9.0) for 20 minutes. The tissues were blocked in 1% BSA for 20 minutes at room temperature, washed with ddH₂O and PBS, and then probed with the primary antibody (NBP3-32742) at 1/400 dilution for 1 hour at room temperature. The detection was performed using an HRP conjugated compact polymer system. DAB was used as the chromogen. Tissues were counterstained with hematoxylin and mounted with DPX.





Novus Biologicals USA

10730 E. Briarwood Avenue
Centennial, CO 80112
USA
Phone: 303.730.1950
Toll Free: 1.888.506.6887
Fax: 303.730.1966
nb-customerservice@bio-techne.com

Bio-Techne Canada

21 Canmotor Ave
Toronto, ON M8Z 4E6
Canada
Phone: 905.827.6400
Toll Free: 855.668.8722
Fax: 905.827.6402
canada.inquires@bio-techne.com

Bio-Techne Ltd

19 Barton Lane
Abingdon Science Park
Abingdon, OX14 3NB, United Kingdom
Phone: (44) (0) 1235 529449
Free Phone: 0800 37 34 15
Fax: (44) (0) 1235 533420
info.EMEA@bio-techne.com

General Contact Information

www.novusbio.com
Technical Support: nb-technical@bio-techne.com
Orders: nb-customerservice@bio-techne.com
General: novus@novusbio.com

Products Related to NBP3-32742

| | |
|-------------|---|
| NBP2-33376H | Blue Marker Antibody (6F4-F6) [HRP] |
| HAF008 | Goat anti-Rabbit IgG Secondary Antibody [HRP] |
| NB7160 | Goat anti-Rabbit IgG (H+L) Secondary Antibody [HRP] |
| NBP2-24891 | Rabbit IgG Isotype Control |

Limitations

This product is for research use only and is not approved for use in humans or in clinical diagnosis. Primary Antibodies are guaranteed for 1 year from date of receipt.

For more information on our 100% guarantee, please visit www.novusbio.com/guarantee

Earn gift cards/discounts by submitting a review: www.novusbio.com/reviews/submit/NBP3-32742

Earn gift cards/discounts by submitting a publication using this product:
www.novusbio.com/publications

