

Product Datasheet

Drebrin 1 Antibody - BSA Free NBP3-30427

Unit Size: 100 ug

Store at 4C. Do not freeze.

www.novusbio.com



technical@novusbio.com

Protocols, Publications, Related Products, Reviews, Research Tools and Images at:
www.novusbio.com/NBP3-30427

Updated 9/9/2025 v.20.1

Earn rewards for product
reviews and publications.

Submit a publication at www.novusbio.com/publications

Submit a review at www.novusbio.com/reviews/destination/NBP3-30427



NBP3-30427

Drebrin 1 Antibody - BSA Free

Product Information	
Unit Size	100 ug
Concentration	Please see the vial label for concentration. If unlisted please contact technical services.
Storage	Store at 4C. Do not freeze.
Clonality	Polyclonal
Preservative	0.09% Sodium Azide
Isotype	IgG
Purity	Affinity purified
Buffer	Tris-citrate/phosphate buffer, pH 7 to 8

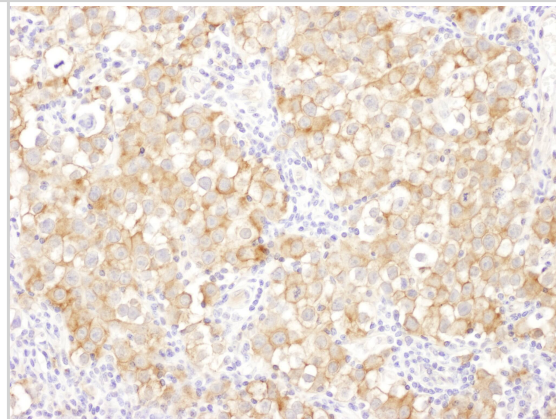
Product Description	
Description	Novus Biologicals Rabbit Drebrin 1 Antibody - BSA Free (NBP3-30427) is a polyclonal antibody validated for use in IHC, WB and IP. All Novus Biologicals antibodies are covered by our 100% guarantee.
Host	Rabbit
Gene ID	1627
Gene Symbol	DBN1
Species	Human, Mouse
Immunogen	Between 599 and 649
Assay Type	[Assay Type]
Sample Volume	[Sample Volume]

Product Application Details	
Applications	Western Blot, Immunohistochemistry, Immunoprecipitation
Recommended Dilutions	Western Blot, Immunohistochemistry, Immunoprecipitation

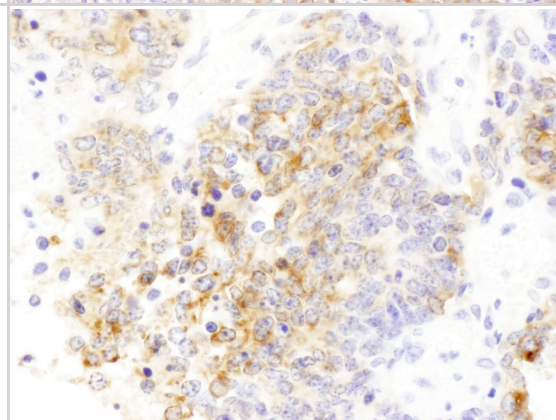


Images

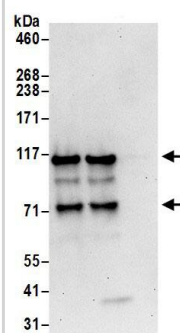
Immunohistochemistry;Drebrin 1 Antibody[NBP3-30417]Detection of human Drebrin by immunohistochemistry. Sample: FFPE section of human ovarian carcinoma. Antibody: Affinity purified rabbit anti-Drebrin used at a dilution of 1:1,000 . Detection: DAB



Immunohistochemistry;Drebrin 1 Antibody[NBP3-30427]Detection of mouse Drebrin by immunohistochemistry. Sample: FFPE section of mouse teratoma. Antibody: Affinity purified rabbit anti-Drebrin used at a dilution of 1:1,000 . Detection: DAB



Immunoprecipitation:Drebrin 1 AntibodyNBP3-30427] -Detection of human Drebrin by western blot of immunoprecipitates. Samples: Whole cell lysate (0.5 or 1.0 mg per IP reaction; 20% of IP loaded) from 293T cells prepared using NETN lysis buffer. Antibodies: Affinity purified rabbit anti-Drebrin antibody NBP3-30427 (lot NBP3-30427-1) used for IP at 6 µg per reaction. Drebrin was also immunoprecipitated by rabbit anti-Drebrin antibody BL17077. For blotting immunoprecipitated Drebrin, NBP3-30427 was used at 1 µg/ml. Detection: Chemiluminescence with an exposure time of 30 seconds.





Novus Biologicals USA

10730 E. Briarwood Avenue
Centennial, CO 80112
USA
Phone: 303.730.1950
Toll Free: 1.888.506.6887
Fax: 303.730.1966
nb-customerservice@bio-techne.com

Bio-Techne Canada

21 Canmotor Ave
Toronto, ON M8Z 4E6
Canada
Phone: 905.827.6400
Toll Free: 855.668.8722
Fax: 905.827.6402
canada.inquires@bio-techne.com

Bio-Techne Ltd

19 Barton Lane
Abingdon Science Park
Abingdon, OX14 3NB, United Kingdom
Phone: (44) (0) 1235 529449
Free Phone: 0800 37 34 15
Fax: (44) (0) 1235 533420
info.EMEA@bio-techne.com

General Contact Information

www.novusbio.com
Technical Support: nb-technical@bio-techne.com
Orders: nb-customerservice@bio-techne.com
General: novus@novusbio.com

Products Related to NBP3-30427

NBP2-33376H	Blue Marker Antibody (6F4-F6) [HRP]
HAF008	Goat anti-Rabbit IgG Secondary Antibody [HRP]
NB7160	Goat anti-Rabbit IgG (H+L) Secondary Antibody [HRP]
NBP2-24891	Rabbit IgG Isotype Control

Limitations

This product is for research use only and is not approved for use in humans or in clinical diagnosis. Primary Antibodies are guaranteed for 1 year from date of receipt.

For more information on our 100% guarantee, please visit www.novusbio.com/guarantee

Earn gift cards/discounts by submitting a review: www.novusbio.com/reviews/submit/NBP3-30427

Earn gift cards/discounts by submitting a publication using this product:
www.novusbio.com/publications

