

# Product Datasheet

## Thymidylate Synthase Antibody - BSA Free NBP3-29829

Unit Size: 100 ug

Store at 4C. Do not freeze.

[www.novusbio.com](http://www.novusbio.com)



[technical@novusbio.com](mailto:technical@novusbio.com)

Protocols, Publications, Related Products, Reviews, Research Tools and Images at:  
[www.novusbio.com/NBP3-29829](http://www.novusbio.com/NBP3-29829)

Updated 9/9/2025 v.20.1

Earn rewards for product  
reviews and publications.

Submit a publication at [www.novusbio.com/publications](http://www.novusbio.com/publications)

Submit a review at [www.novusbio.com/reviews/destination/NBP3-29829](http://www.novusbio.com/reviews/destination/NBP3-29829)



**NBP3-29829**

## Thymidylate Synthase Antibody - BSA Free

Product Information	
Unit Size	100 ug
Concentration	Please see the vial label for concentration. If unlisted please contact technical services.
Storage	Store at 4C. Do not freeze.
Clonality	Polyclonal
Preservative	0.09% Sodium Azide
Isotype	IgG
Purity	Affinity purified
Buffer	Tris-citrate/phosphate buffer, pH 7 to 8

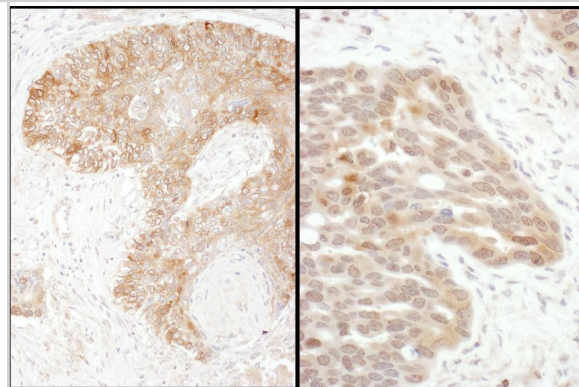
Product Description	
Description	Novus Biologicals Rabbit Thymidylate Synthase Antibody - BSA Free (NBP3-29829) is a polyclonal antibody validated for use in IHC, WB and IP. All Novus Biologicals antibodies are covered by our 100% guarantee.
Host	Rabbit
Gene ID	7298
Gene Symbol	TYMS
Species	Human, Mouse
Immunogen	Between 263 and 313
Assay Type	[Assay Type]
Sample Volume	[Sample Volume]

Product Application Details	
Applications	Western Blot, Immunohistochemistry, Immunoprecipitation
Recommended Dilutions	Western Blot, Immunohistochemistry, Immunoprecipitation

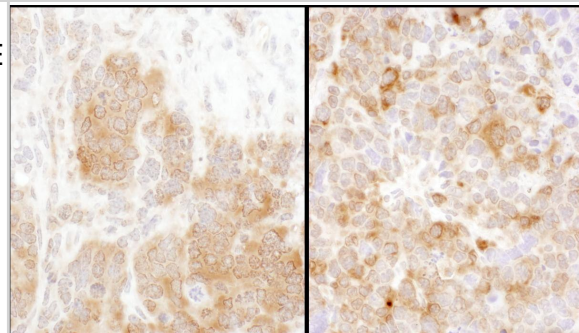


## Images

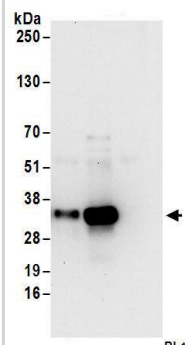
Immunohistochemistry;Thymidylate Synthase Antibody[NBP3-29829]Detection of human TS by immunohistochemistry. Samples: FFPE sections of human ovarian carcinoma and lung cancer . Antibody: Affinity purified rabbit anti-TS used at a dilution of 1:1,000 . Detection: DAB



Immunohistochemistry;Thymidylate Synthase Antibody[NBP3-29828]Detection of mouse TS by immunohistochemistry. Samples: FFPE sections of mouse teratoma and plasmacytoma . Antibody: Affinity purified rabbit anti-TS used at a dilution of 1:1,000 . Detection: DAB



Immunoprecipitation:Thymidylate Synthase AntibodyNBP3-29829] - Detection of human TS by western blot of immunoprecipitates. Samples: Whole cell lysate (1 mg for IP; 20% of IP loaded) from Jurkat cells. Antibodies: Affinity purified rabbit anti-TS antibody NBP3-29829 (lot NBP3-29829-1) used for IP at 6  $\mu\text{g}/\text{mg}$  lysate. TS was also immunoprecipitated by rabbit anti-TS antibody for blotting immunoprecipitated TS, NBP3-29829 was used at 1  $\mu\text{g}/\text{ml}$ . Detection: Chemiluminescence with an exposure time of 10 seconds.





### **Novus Biologicals USA**

10730 E. Briarwood Avenue  
Centennial, CO 80112  
USA  
Phone: 303.730.1950  
Toll Free: 1.888.506.6887  
Fax: 303.730.1966  
nb-customerservice@bio-techne.com

### **Bio-Techne Canada**

21 Canmotor Ave  
Toronto, ON M8Z 4E6  
Canada  
Phone: 905.827.6400  
Toll Free: 855.668.8722  
Fax: 905.827.6402  
canada.inquires@bio-techne.com

### **Bio-Techne Ltd**

19 Barton Lane  
Abingdon Science Park  
Abingdon, OX14 3NB, United Kingdom  
Phone: (44) (0) 1235 529449  
Free Phone: 0800 37 34 15  
Fax: (44) (0) 1235 533420  
info.EMEA@bio-techne.com

### **General Contact Information**

www.novusbio.com  
Technical Support: nb-technical@bio-techne.com  
Orders: nb-customerservice@bio-techne.com  
General: novus@novusbio.com

### **Products Related to NBP3-29829**

---

NBP2-33376H	Blue Marker Antibody (6F4-F6) [HRP]
HAF008	Goat anti-Rabbit IgG Secondary Antibody [HRP]
NB7160	Goat anti-Rabbit IgG (H+L) Secondary Antibody [HRP]
NBP2-24891	Rabbit IgG Isotype Control

---

### **Limitations**

This product is for research use only and is not approved for use in humans or in clinical diagnosis. Primary Antibodies are guaranteed for 1 year from date of receipt.

For more information on our 100% guarantee, please visit [www.novusbio.com/guarantee](http://www.novusbio.com/guarantee)

Earn gift cards/discounts by submitting a review: [www.novusbio.com/reviews/submit/NBP3-29829](http://www.novusbio.com/reviews/submit/NBP3-29829)

Earn gift cards/discounts by submitting a publication using this product:  
[www.novusbio.com/publications](http://www.novusbio.com/publications)

