

# Product Datasheet

## KAT4/TBP Associated Factor 1 Antibody - BSA Free NBP3-29732

Unit Size: 100 ug

Store at 4C. Do not freeze.

[www.novusbio.com](http://www.novusbio.com)



[technical@novusbio.com](mailto:technical@novusbio.com)

Protocols, Publications, Related Products, Reviews, Research Tools and Images at:  
[www.novusbio.com/NBP3-29732](http://www.novusbio.com/NBP3-29732)

Updated 9/9/2025 v.20.1

Earn rewards for product  
reviews and publications.

Submit a publication at [www.novusbio.com/publications](http://www.novusbio.com/publications)

Submit a review at [www.novusbio.com/reviews/destination/NBP3-29732](http://www.novusbio.com/reviews/destination/NBP3-29732)



**NBP3-29732****KAT4/TBP Associated Factor 1 Antibody - BSA Free**

<b>Product Information</b>	
<b>Unit Size</b>	100 ug
<b>Concentration</b>	Please see the vial label for concentration. If unlisted please contact technical services.
<b>Storage</b>	Store at 4C. Do not freeze.
<b>Clonality</b>	Polyclonal
<b>Preservative</b>	0.09% Sodium Azide
<b>Isotype</b>	IgG
<b>Purity</b>	Affinity purified
<b>Buffer</b>	Tris-citrate/phosphate buffer, pH 7 to 8

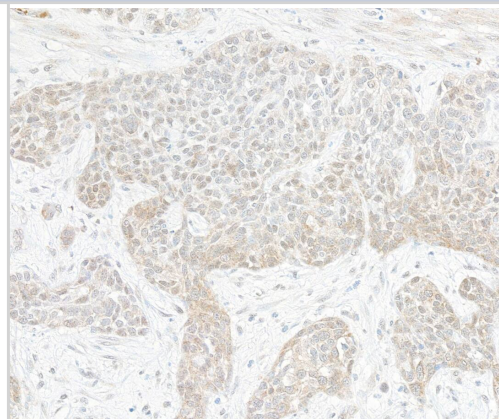
<b>Product Description</b>	
<b>Description</b>	Novus Biologicals Rabbit KAT4/TBP Associated Factor 1 Antibody - BSA Free (NBP3-29732) is a polyclonal antibody validated for use in IHC, WB and IP. All Novus Biologicals antibodies are covered by our 100% guarantee.
<b>Host</b>	Rabbit
<b>Gene ID</b>	6872
<b>Gene Symbol</b>	TAF1
<b>Species</b>	Human
<b>Immunogen</b>	between 1750 and 1800
<b>Assay Type</b>	[Assay Type]
<b>Sample Volume</b>	[Sample Volume]

<b>Product Application Details</b>	
<b>Applications</b>	Western Blot, Immunohistochemistry, Immunoprecipitation
<b>Recommended Dilutions</b>	Western Blot, Immunohistochemistry, Immunoprecipitation

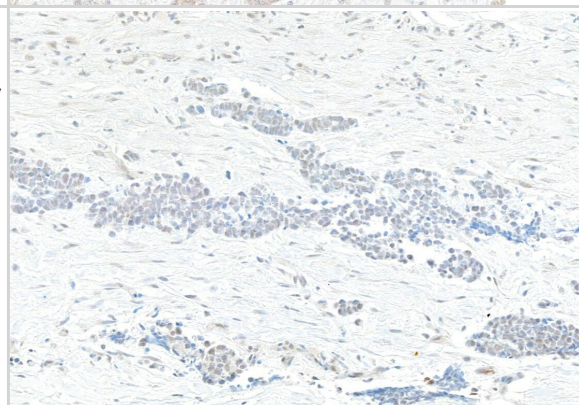


## Images


Immunohistochemistry;KAT4/TBP Associated Factor 1 Antibody[NBP3-29712]Detection of human TAF1 by immunohistochemistry. Sample: FFPE section of lung carcinoma. Antibody: Rabbit anti-TAF1 antibody used at 1:5000 . Secondary: HRP-conjugated goat anti-rabbit IgG . Substrate: DAB.



Immunohistochemistry;KAT4/TBP Associated Factor 1 Antibody[NBP3-29732]Detection of human TAF1 by immunohistochemistry. Sample: FFPE section of bladder carcinoma. Antibody: Rabbit anti-TAF1 antibody used at 1:1000 . Secondary: HRP-conjugated goat anti-rabbit IgG . Substrate: DAB.



Immunoprecipitation:KAT4/TBP Associated Factor 1 AntibodyNBP3-29732] -Detection of human TAF1 by western blot of immunoprecipitates. Samples: Whole cell lysate (1.0 mg per IP reaction; 20% of IP loaded) from HEK293T cells prepared using NETN lysis buffer. Antibodies: Affinity purified rabbit anti-TAF1 antibody NBP3-29732 lot 3 used for IP at 6 µg per reaction. TAF1 was also immunoprecipitated by a previous lot of this antibody (NBP3-29732 lot 2) and rabbit anti-TAF1 antibody (A303-505A). For blotting immunoprecipitated TAF1, NBP3-29732 was used at 0.04 µg/ml. Detection: Chemiluminescence with an exposure time of 3 seconds.





### **Novus Biologicals USA**

10730 E. Briarwood Avenue  
Centennial, CO 80112  
USA  
Phone: 303.730.1950  
Toll Free: 1.888.506.6887  
Fax: 303.730.1966  
nb-customerservice@bio-techne.com

### **Bio-Techne Canada**

21 Canmotor Ave  
Toronto, ON M8Z 4E6  
Canada  
Phone: 905.827.6400  
Toll Free: 855.668.8722  
Fax: 905.827.6402  
canada.inquires@bio-techne.com

### **Bio-Techne Ltd**

19 Barton Lane  
Abingdon Science Park  
Abingdon, OX14 3NB, United Kingdom  
Phone: (44) (0) 1235 529449  
Free Phone: 0800 37 34 15  
Fax: (44) (0) 1235 533420  
info.EMEA@bio-techne.com

### **General Contact Information**

www.novusbio.com  
Technical Support: nb-technical@bio-techne.com  
Orders: nb-customerservice@bio-techne.com  
General: novus@novusbio.com

### **Products Related to NBP3-29732**

---

NBP2-33376H	Blue Marker Antibody (6F4-F6) [HRP]
HAF008	Goat anti-Rabbit IgG Secondary Antibody [HRP]
NB7160	Goat anti-Rabbit IgG (H+L) Secondary Antibody [HRP]
NBP2-24891	Rabbit IgG Isotype Control

---

### **Limitations**

This product is for research use only and is not approved for use in humans or in clinical diagnosis. Primary Antibodies are guaranteed for 1 year from date of receipt.

For more information on our 100% guarantee, please visit [www.novusbio.com/guarantee](http://www.novusbio.com/guarantee)

Earn gift cards/discounts by submitting a review: [www.novusbio.com/reviews/submit/NBP3-29732](http://www.novusbio.com/reviews/submit/NBP3-29732)

Earn gift cards/discounts by submitting a publication using this product:  
[www.novusbio.com/publications](http://www.novusbio.com/publications)

