

Product Datasheet

Semaphorin 4D/CD100 Antibody - Humanized, IgG4SP, (Research Grade pepinemab Biosimilar) - Low Endotoxin, Azide and BSA Free NBP3-28669-100ug

Unit Size: 100 ug

Store at -20C in powder form. Store at -80C once reconstituted.

www.novusbio.com



technical@novusbio.com

Protocols, Publications, Related Products, Reviews, Research Tools and Images at:


www.novusbio.com/NBP3-28669

Updated 8/14/2025 v.20.1

Earn rewards for product
reviews and publications.

Submit a publication at www.novusbio.com/publications

Submit a review at www.novusbio.com/reviews/destination/NBP3-28669



NBP3-28669-100ug

Semaphorin 4D/CD100 Antibody - Humanized, IgG4SP, (Research Grade pepinemab Biosimilar) - Low Endotoxin, Azide and BSA Free

Product Information	
Unit Size	100 ug
Concentration	LYOPH mg/ml
Storage	Store at -20C in powder form. Store at -80C once reconstituted.
Clonality	Monoclonal
Preservative	No Preservative
Reconstitution Instructions	Reconstitute with sterile, distilled water to a final concentration of 1 mg/ml. Gently shake to solubilize completely. Do not vortex.
Isotype	IgG4
Purity	Protein A purified
Buffer	Lyophilized from 25mM histidine, 8% sucrose, 0.01% Tween80 (pH6.2)

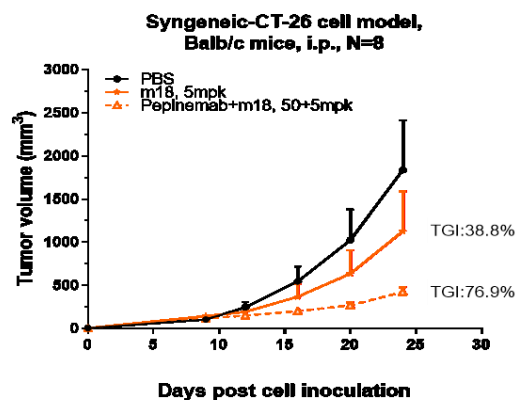
Product Description	
Description	<p>The heavy chain type is huIgG4SP, and the light chain type is hukappa. It has a predicted MW of 145.5 kDa.</p> <p>Also known as 'pepinemab'.</p> <p>IgG4SP is human IgG4 with S228P mutation.</p> <p>This product is shipped at ambient temperature. Upon receipt, store immediately at -20C or lower for 12 months in a lyophilized state. - 80C for 3 months after reconstitution. Avoid repeated freeze-thaw cycles.</p>
Host	Human
Gene ID	10507
Gene Symbol	SEMA4D
Species	Human
Immunogen	SEMA4D / CD100
Endotoxin Note	< 0.001EU/ug,determined by LAL method.

Product Application Details	
Applications	ELISA, Flow Cytometry, Functional
Recommended Dilutions	Flow Cytometry, ELISA, Functional

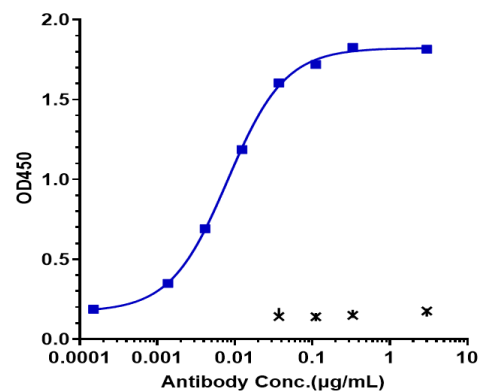


Images

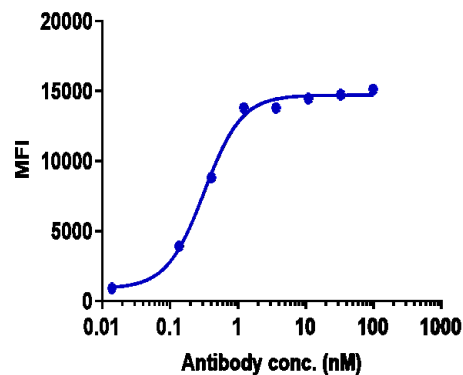
Pepinemab inhibited the tumor growth of CT26 on balb/c mice. The result showed significant anti-tumor effects, with an tumor inhibition rate (TGI) of 76.9% at 50 mpk at D24.



Immobilized human SEMA4D/CD100, His Tag at 2 ug/mL can bind Semaphorin 4D/CD100 Antibody (pepinemab) - Humanized, IgG4SP, EC50=0.0081 ug/mL.



Human C100 HEK293 cells were stained with Semaphorin 4D/CD100 Antibody (pepinemab) - Humanized, IgG4SP and negative control protein respectively, washed and then followed by PE and analyzed with FACS, EC50=0.3227 nM.





Novus Biologicals USA

10730 E. Briarwood Avenue
Centennial, CO 80112
USA
Phone: 303.730.1950
Toll Free: 1.888.506.6887
Fax: 303.730.1966
nb-customerservice@bio-techne.com

Bio-Techne Canada

21 Canmotor Ave
Toronto, ON M8Z 4E6
Canada
Phone: 905.827.6400
Toll Free: 855.668.8722
Fax: 905.827.6402
canada.inquires@bio-techne.com

Bio-Techne Ltd

19 Barton Lane
Abingdon Science Park
Abingdon, OX14 3NB, United Kingdom
Phone: (44) (0) 1235 529449
Free Phone: 0800 37 34 15
Fax: (44) (0) 1235 533420
info.EMEA@bio-techne.com

General Contact Information

www.novusbio.com
Technical Support: nb-technical@bio-techne.com
Orders: nb-customerservice@bio-techne.com
General: novus@novusbio.com

Products Related to NBP3-28669-100ug

G-102-C	Goat anti-Human IgG Secondary Antibody [Unconjugated]
NB7446	Goat anti-Human IgG Fc Secondary Antibody
DDXCH04P-100	Human IgG4 Isotype Control
NBP1-86704PEP	Semaphorin 4D/CD100 Recombinant Protein Antigen

Limitations

This product is for research use only and is not approved for use in humans or in clinical diagnosis. Primary Antibodies are guaranteed for 1 year from date of receipt.

For more information on our 100% guarantee, please visit www.novusbio.com/guarantee

Earn gift cards/discounts by submitting a review: www.novusbio.com/reviews/submit/NBP3-28669

Earn gift cards/discounts by submitting a publication using this product:
www.novusbio.com/publications

