

Product Datasheet

ErbB2/Her2 Antibody - Humanized, (Research Grade pertuzumab Biosimilar) - Low Endotoxin, Azide and BSA Free

NBP3-27965-100ug

Unit Size: 100 ug

Store at -20C in powder form. Store at -80C once reconstituted.

www.novusbio.com



technical@novusbio.com

Protocols, Publications, Related Products, Reviews, Research Tools and Images at:

www.novusbio.com/NBP3-27965

Updated 8/14/2025 v.20.1

Earn rewards for product reviews and publications.

Submit a publication at www.novusbio.com/publications

Submit a review at www.novusbio.com/reviews/destination/NBP3-27965



NBP3-27965-100ug

ErbB2/Her2 Antibody - Humanized, (Research Grade pertuzumab Biosimilar) - Low Endotoxin, Azide and BSA Free

Product Information	
Unit Size	100 ug
Concentration	LYOPH mg/ml
Storage	Store at -20C in powder form. Store at -80C once reconstituted.
Clonality	Monoclonal
Preservative	No Preservative
Reconstitution Instructions	Reconstitute with sterile, distilled water to a final concentration of 1 mg/ml. Gently shake to solubilize completely. Do not vortex.
Isotype	IgG1
Purity	Protein A purified
Buffer	Lyophilized from 25mM histidine, 8% sucrose, 0.01% Tween80 (pH6.2)

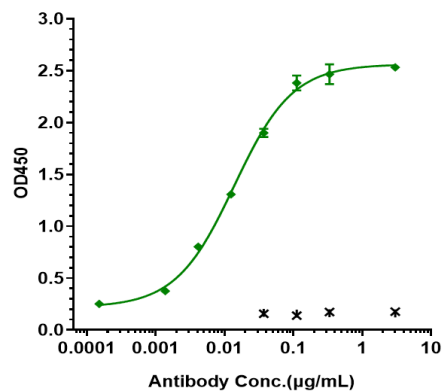
Product Description	
Description	<p>The heavy chain type is hulG1, and the light chain type is hukappa. It has a predicted MW of 143.9 kDa.</p> <p>Also known as 'pertuzumab'.</p> <p>This product is shipped at ambient temperature. Upon receipt, store immediately at -20C or lower for 12 months in a lyophilized state. - 80C for 3 months after reconstitution. Avoid repeated freeze-thaw cycles.</p>
Host	Human
Gene ID	2064
Gene Symbol	ERBB2
Species	Human
Reactivity Notes	Predicted species reactivity: Mouse, Cynomolgus
Immunogen	ERBB2 / HER2 / CD340
Endotoxin Note	< 0.001EU/ug,determined by LAL method.

Product Application Details	
Applications	ELISA, Flow Cytometry, Functional
Recommended Dilutions	Flow Cytometry, ELISA, Functional

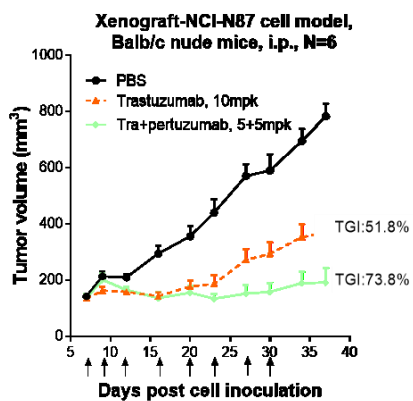


Images

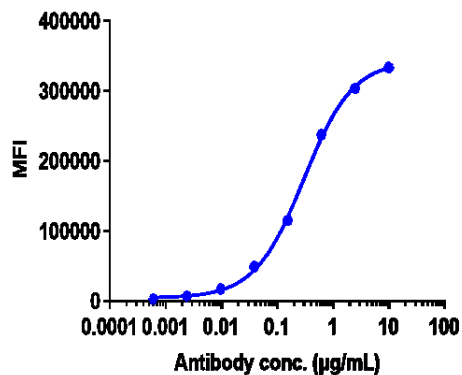
Immobilized human HER2(23 652) His at 2 ug/mL can bind ErbB2/Her2 Antibody (pertuzumab) - Humanized, EC50=0.01375 ug/mL.



Pertuzumab+trastuzumab inhibited the tumor growth of NCI-N87 on Balb/c nude mice. The result showed significant anti-tumor effects, with a tumor inhibition rate (TGI) of 73.8% at 5 mpk at D37.



BT474 cells were stained with ErbB2/Her2 Antibody (pertuzumab) - Humanized and negative control protein respectively, washed and then followed by PE and analyzed with FACS, EC50=0.2994 ug/mL.





Novus Biologicals USA

10730 E. Briarwood Avenue
Centennial, CO 80112
USA
Phone: 303.730.1950
Toll Free: 1.888.506.6887
Fax: 303.730.1966
nb-customerservice@bio-techne.com

Bio-Techne Canada

21 Canmotor Ave
Toronto, ON M8Z 4E6
Canada
Phone: 905.827.6400
Toll Free: 855.668.8722
Fax: 905.827.6402
canada.inquires@bio-techne.com

Bio-Techne Ltd

19 Barton Lane
Abingdon Science Park
Abingdon, OX14 3NB, United Kingdom
Phone: (44) (0) 1235 529449
Free Phone: 0800 37 34 15
Fax: (44) (0) 1235 533420
info.EMEA@bio-techne.com

General Contact Information

www.novusbio.com
Technical Support: nb-technical@bio-techne.com
Orders: nb-customerservice@bio-techne.com
General: novus@novusbio.com

Products Related to NBP3-27965-100ug

G-102-C	Goat anti-Human IgG Secondary Antibody [Unconjugated]
NB7446	Goat anti-Human IgG Fc Secondary Antibody
DDXCH01P-100	Human IgG1 Isotype Control
NBP2-29624PEP	ErbB2/Her2 Antibody Blocking Peptide

Limitations

This product is for research use only and is not approved for use in humans or in clinical diagnosis. Primary Antibodies are guaranteed for 1 year from date of receipt.

For more information on our 100% guarantee, please visit www.novusbio.com/guarantee

Earn gift cards/discounts by submitting a review: www.novusbio.com/reviews/submit/NBP3-27965

Earn gift cards/discounts by submitting a publication using this product:
www.novusbio.com/publications

