

Product Datasheet

ERp72 Antibody - BSA Free NBP3-27898

Unit Size: 0.1 mg

Store at 4C short term. Aliquot and store at -20C long term. Avoid freeze-thaw cycles.

www.novusbio.com



technical@novusbio.com

Protocols, Publications, Related Products, Reviews, Research Tools and Images at:
www.novusbio.com/NBP3-27898

Updated 9/9/2025 v.20.1

Earn rewards for product
reviews and publications.

Submit a publication at www.novusbio.com/publications

Submit a review at www.novusbio.com/reviews/destination/NBP3-27898



NBP3-27898

ERp72 Antibody - BSA Free

Product Information	
Unit Size	0.1 mg
Concentration	1 mg/ml
Storage	Store at 4C short term. Aliquot and store at -20C long term. Avoid freeze-thaw cycles.
Clonality	Polyclonal
Preservative	0.02% Sodium Azide
Purity	Peptide affinity purified
Buffer	PBS

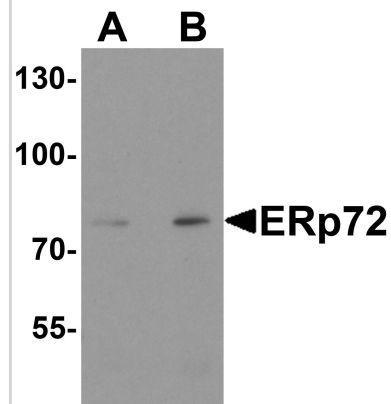
Product Description	
Description	Novus Biologicals Rabbit ERp72 Antibody - BSA Free (NBP3-27898) is a polyclonal antibody validated for use in IHC, WB, ELISA and ICC/IF. All Novus Biologicals antibodies are covered by our 100% guarantee.
Host	Rabbit
Gene ID	9601
Gene Symbol	PDIA4
Species	Human, Mouse, Rat
Specificity/Sensitivity	ERp72 antibody is human, mouse and rat reactive.
Immunogen	ERp72 antibody was raised against a 15 amino acid peptide near the carboxy terminus of human ERp72. The immunogen is located within the last 50 amino acids of ERp72.

Product Application Details	
Applications	Western Blot, Immunohistochemistry-Paraffin, ELISA, Immunocytochemistry/Immunofluorescence
Recommended Dilutions	Western Blot 1 - 2 ug/mL, ELISA, Immunocytochemistry/ Immunofluorescence, Immunohistochemistry-Paraffin 5 ug/mL

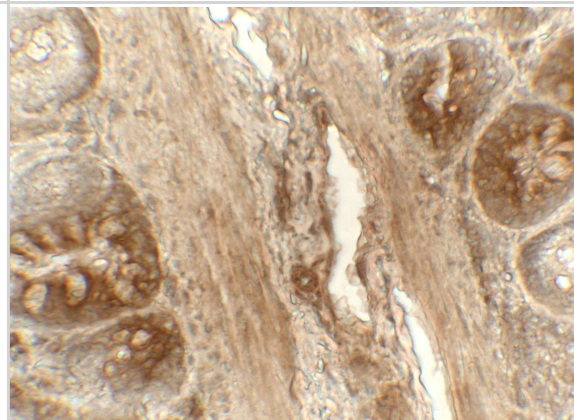


Images

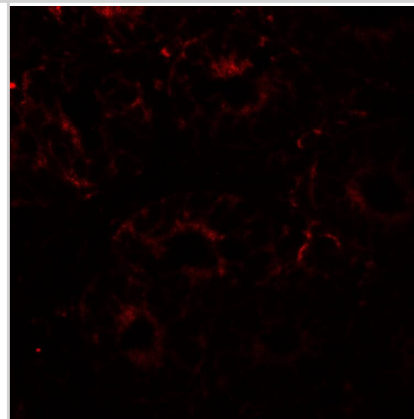
Western Blot: ERp72 Antibody [NBP3-27898] - Western blot analysis of ERp72 in human colon tissue lysate with ERp72 antibody at (A) 1 and (B) 2 u/ml.



Immunohistochemistry: ERp72 Antibody [NBP3-27898] - Immunohistochemistry of ERp72 in rat colon tissue with ERp72 antibody at 5 u/mL.



Immunocytochemistry/ Immunofluorescence: ERp72 Antibody [NBP3-27898] - Immunofluorescence of ERp72 in rat colon tissue with ERp72 antibody at 20 u/mL.





Novus Biologicals USA

10730 E. Briarwood Avenue
Centennial, CO 80112
USA
Phone: 303.730.1950
Toll Free: 1.888.506.6887
Fax: 303.730.1966
nb-customerservice@bio-techne.com

Bio-Techne Canada

21 Canmotor Ave
Toronto, ON M8Z 4E6
Canada
Phone: 905.827.6400
Toll Free: 855.668.8722
Fax: 905.827.6402
canada.inquires@bio-techne.com

Bio-Techne Ltd

19 Barton Lane
Abingdon Science Park
Abingdon, OX14 3NB, United Kingdom
Phone: (44) (0) 1235 529449
Free Phone: 0800 37 34 15
Fax: (44) (0) 1235 533420
info.EMEA@bio-techne.com

General Contact Information

www.novusbio.com
Technical Support: nb-technical@bio-techne.com
Orders: nb-customerservice@bio-techne.com
General: novus@novusbio.com

Products Related to NBP3-27898

NBP2-33376H	Blue Marker Antibody (6F4-F6) [HRP]
HAF008	Goat anti-Rabbit IgG Secondary Antibody [HRP]
NB7160	Goat anti-Rabbit IgG (H+L) Secondary Antibody [HRP]
NBP2-52141-0.01mg	Recombinant Human ERp72 His Protein

Limitations

This product is for research use only and is not approved for use in humans or in clinical diagnosis. Primary Antibodies are guaranteed for 1 year from date of receipt.

For more information on our 100% guarantee, please visit www.novusbio.com/guarantee

Earn gift cards/discounts by submitting a review: www.novusbio.com/reviews/submit/NBP3-27898

Earn gift cards/discounts by submitting a publication using this product:
www.novusbio.com/publications

